




MDX FASHION

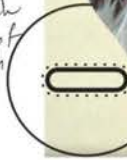



Galareh Mofazali
(BA) Fashion Design Womenswear

The corset / bra here
~~is the symbol of~~
 is in action of flexibility & mobility





Stab stitch
 instead of
 Top stitch









Yes.... I promise garlic and my grandma go together in this project...

Ama Avoh
(BA) Fashion Textiles: Knit





wide brim
to create curves!



Multi-layered
coat?



Shaped coat
made out of
pleated skirt



draped
coat
with
pleats



Shawl
w/pleats
around
a coat?



maybe
velvet? how
do you like that?



two panels
faced so the
four sides of
zip



draped
top made
out of pleats

curved skirt
draped skirt
binding




orange skirt
as a collar
with top half
exposed hair

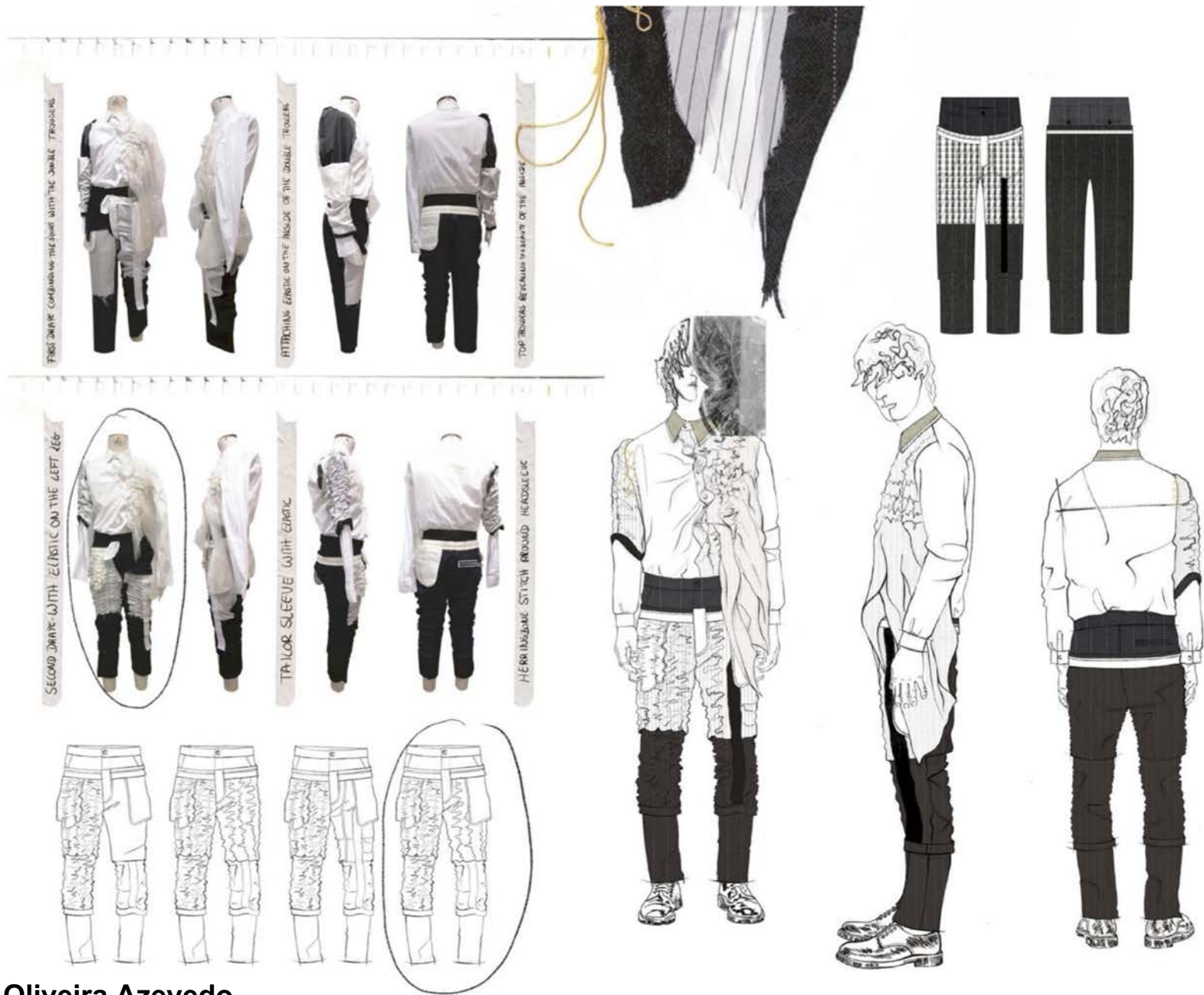


coat with
covered flaps
for the skirt



single
top - can be
used to
lego





Diana Oliveira Azevedo
 (BA) Fashion Design Menswear



POCKET BAG
NOT ATTACHED

ADD HERRINGBONE
STITCH

LENGTH
NEEDS
TO BE LONGER

ADD
TAILOR SLEEVE

LINING
ATTACHED
TO THE TROUSERS WITH
PLEATS AND DIAMOND
STITCH

WITHOUT
APRON

FINAL FIT

SHOW
FUSING
ON THE
CUFF
AS WELL
ON THE REST
OF THE JACKET

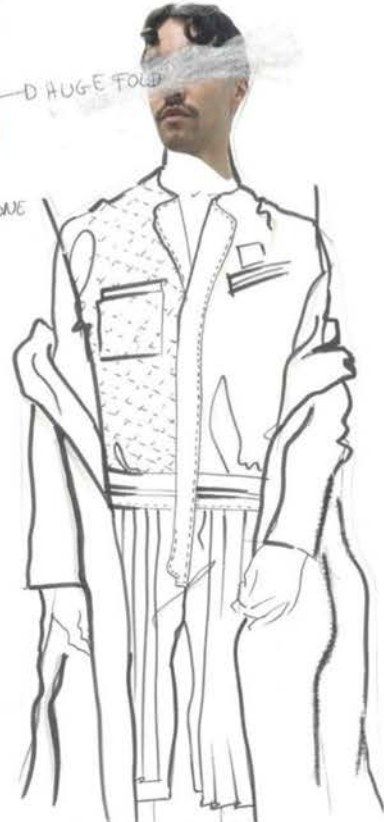
ADD POCKET
WITH HERRINGBONE
STITCH

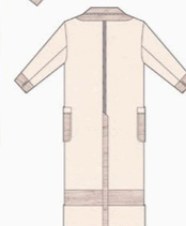
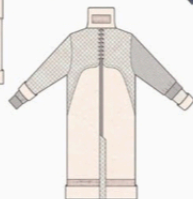
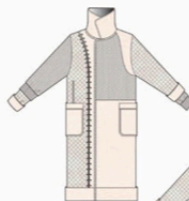

D HUGE FOLD

DEVELOPMENT OF MINI GARMENT



D ADD STITCH







Miles George Daniel
(BA) Fashion Textiles: Mixed Media



"A PROCESS OF
DESIGN
WORK"



"CLOSE UP STITCH DETAILS"



"TO JAY CAMPBELL"



"A GREEN VEST PROCESS"

"INSTRUCTIONS:"

- DECONSTRUCT "JACKET"
- LAUER ON BODY IN SHAPE OF VEST.



17.10.2019
night-time
dream
last night i was chasing
someone that i used to
know in 'GATE GATE' station
which obviously doesn't exist

18.10.2019
nap-time
dream
i was pouring tonnes of
salt from big shakers to
small ones, getting it ready
to serve it to my friend
in a cafe

Radvile Kudarauskaite
(BA) Fashion Design Womenswear



attach
suspenders
clasp



ruffled
sleeve

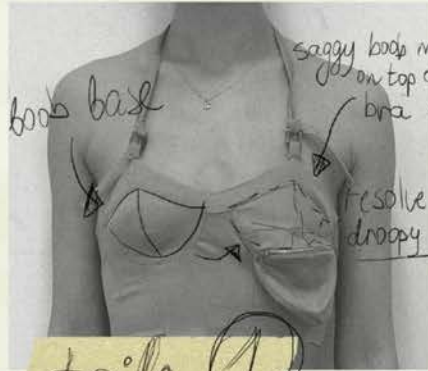


hook
clasp

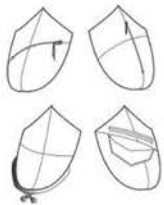


200f #1
fittings



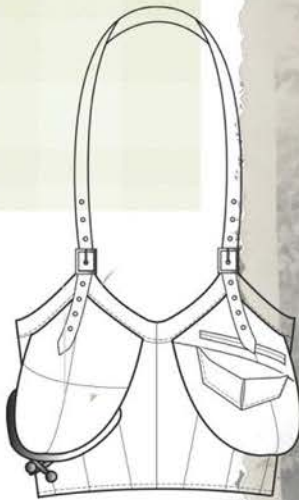


toile ①




TOILE ①

TOILE ②


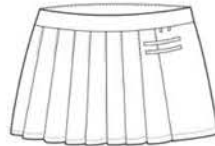
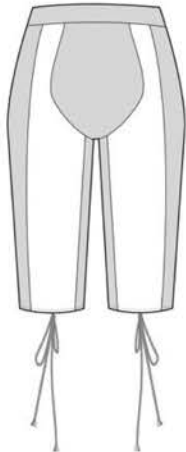
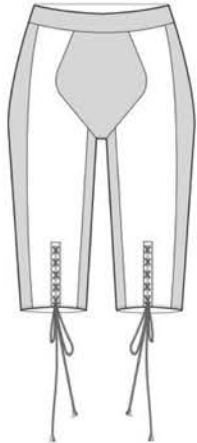
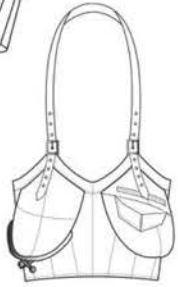


SAGGY BOOBS




Guy Bourdin







LOOK #2






My graduate collection is inspired by the sci-fi film franchise 'Alien' and focuses on the contrast between the alien creatures and the utilitarian clothing of the humans.

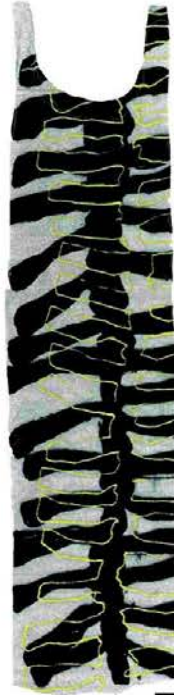
I communicate the aliens through the use of slinky and wet-looking fabrics similar to their slimy skin, and the use of gathering and organically layered cut-outs which reflect the skeletal body and habitat of the aliens. As a print designer I have used techniques such as devoré, screen printing and dyeing along with hand-drawn imagery of skeletal parts, and created textures to mimic the burns of the aliens' blood.



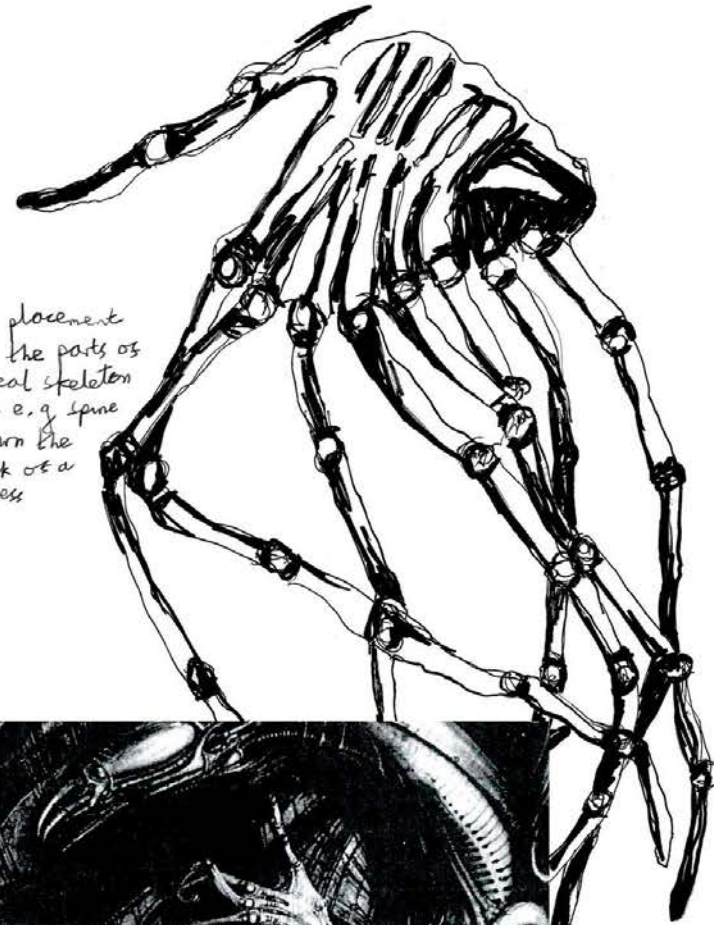
Skye Wilson
(BA) Fashion Textiles: Print



Foil
texture
after
peeled
off




print placement
where the parts of
the real skeleton
are - e.g. spine
↓
down the
back of a
dress



↑ fabric cut and manipulated
to move the skeleton

The alien
costume
from the
films



H.R Giger
artwork -
his art
inspired
the alien
creature
and film
sets



Fitting 1



Fitting 2



Before I got rid of the white crop top

silk/viscose velvet dyed acid yellow with devore



Initial design development

Before I strapped the trousers with a dress

Grey top still needs adjusting




Fitting 3



grey jersey with no spine part

print swatches and screen artwork







Ulana Kejzerko
(BA) Fashion Design Womenswear

HOARDING

HOARDING DISORDER IS A PERSISTANT DIFFICULTY
DISCARDING OR PARTING WITH POSSESSIONS
BECAUSE OF A PERCEIVED NEED TO SAVE THEM.
A PERSON WITH HOARDING DISORDER EXPERIENCES
DISTRESS AT THE THOUGHT OF GETTING RID OF ITEMS
EXCESSIVE ACCUMULATION OF ITEMS, REGARDLESS
OF MONETARY VALUE, ORIGIN

FINAL COLLECTION
ULANA KEJZERKO

ULANA KEJZERKO

FINAL COLLECTION

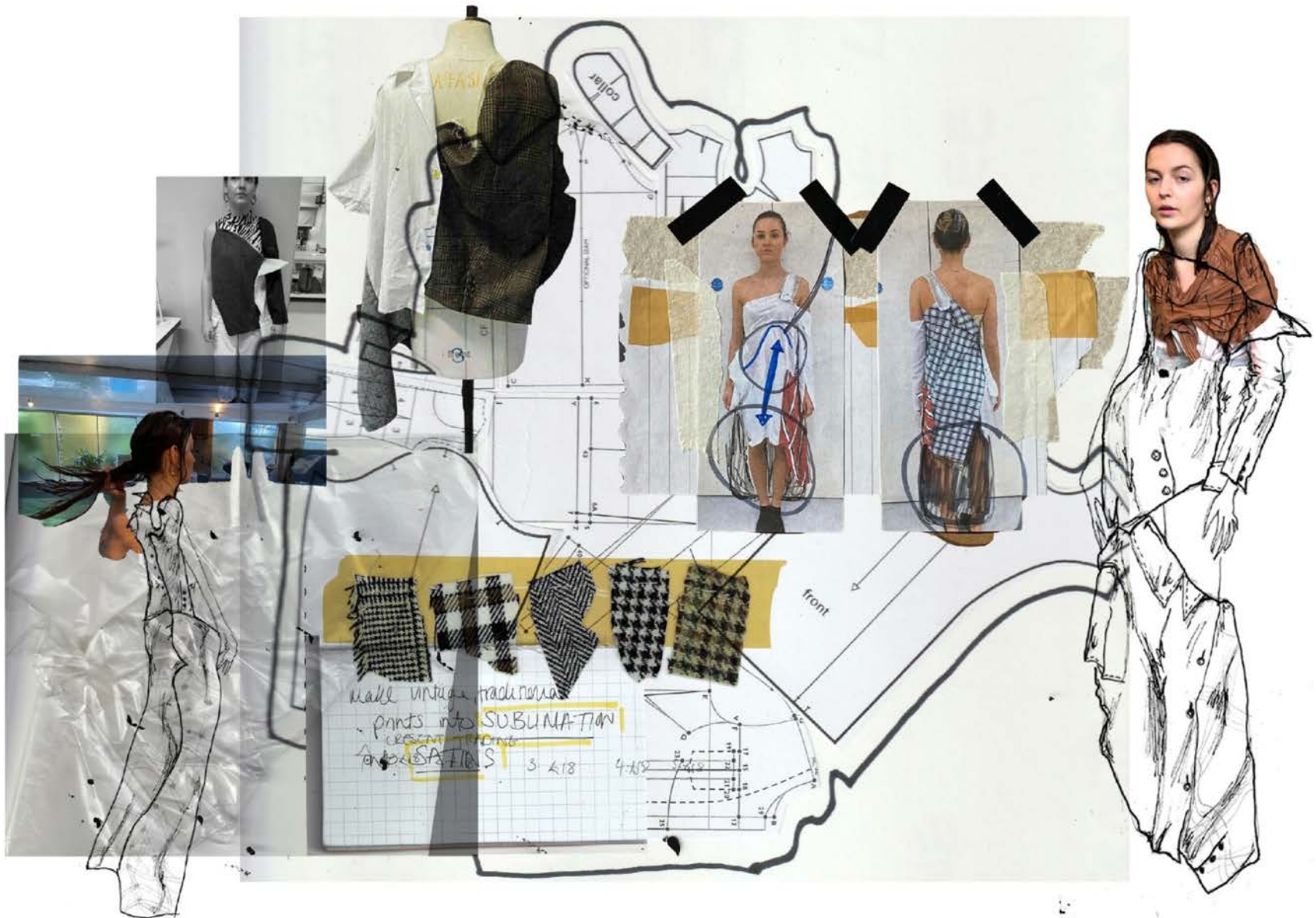
CUT ONE

CUT A PAIR

GRAIN LINE

CENTRE FRONT







Ashley Jess Knight
(BA) Fashion Textiles: Weave







Mariana Silva Serra
(BA) Fashion Design Womenswear







Tamera Francis
(BA) Fashion Textiles: Knit



LOOK TWO Fittings:

21LB || 21LB || 21LB || 17.4F

-Technique Calculating R-Row
AOR = Amount of Rows **not** shaping
R = 120m
AOR = Amount of Rows

MACHINE: 10ggs
TENSION:

TECHNIQUE: POCKET, FULL MILANO + SHAPING

TECHNIQUE	R	AOR	SHAPE	R	AOR
Full Milano	6	6			
Plain knit	12	6			
Pocket	18	76	Decrease		
Full Milano PK	94	6			
Plain knit FM	100	6			
Plain knit	106	6			
Pocket	112	76	Decrease 1 needle 112 24mm Decrease 1 needle 113 13mm Decrease 1 needle 114 13mm Decrease 1 needle 115 13mm Decrease 1 needle 116 13mm		
Plain knitting	188	6			
Full Milano	194	6			
Plain knitting	200	6			
Pocket	206	76	Increase 1 needle 257 13mm Increase 1 needle 258 13mm Increase 1 needle 259 13mm Increase 1 needle 260 13mm Increase 1 needle 261 13mm Increase 1 needle 262 13mm Increase 1 needle 263 13mm Increase 1 needle 264 13mm Increase 1 needle 265 13mm Increase 1 needle 266 13mm Increase 1 needle 267 13mm Increase 1 needle 268 13mm Increase 1 needle 269 13mm Increase 1 needle 270 13mm Increase 1 needle 271 13mm Increase 1 needle 272 13mm Increase 1 needle 273 13mm Increase 1 needle 274 13mm Increase 1 needle 275 13mm Increase 1 needle 276 13mm Increase 1 needle 277 13mm Increase 1 needle 278 13mm Increase 1 needle 279 13mm Increase 1 needle 280 13mm Increase 1 needle 281 13mm Increase 1 needle 282 13mm Increase 1 needle 283 13mm Increase 1 needle 284 13mm Increase 1 needle 285 13mm Increase 1 needle 286 13mm Increase 1 needle 287 13mm Increase 1 needle 288 13mm Increase 1 needle 289 13mm Increase 1 needle 290 13mm Increase 1 needle 291 13mm Increase 1 needle 292 13mm Increase 1 needle 293 13mm Increase 1 needle 294 13mm Increase 1 needle 295 13mm Increase 1 needle 296 13mm Increase 1 needle 297 13mm Increase 1 needle 298 13mm Increase 1 needle 299 13mm Increase 1 needle 300 13mm		
Plain knit	282	6			
Plain knit FM	288	6			
Plain knit	294	6			
Pocket	300	76			
Plain knit	396	6			
Full Milano	382	6			
Plain knit	368	6			
Pocket	344	76			
Plain knit	470	6			
Full Milano	476	6			
Plain knit	482	6			

CAST OFF

Do this x2

4 rows circle knitting 2 rows plain knit
add R270 easy Zickler
R825 13mm, R338 knit 26mm, R367 12mm
R376 add 2 needles every 10 rows for 50 rows at 2.26
Finish at 470

2 plain rows in white
knit yarn ending in 484

before with
halter neck?

experiment with bkn
bra shape

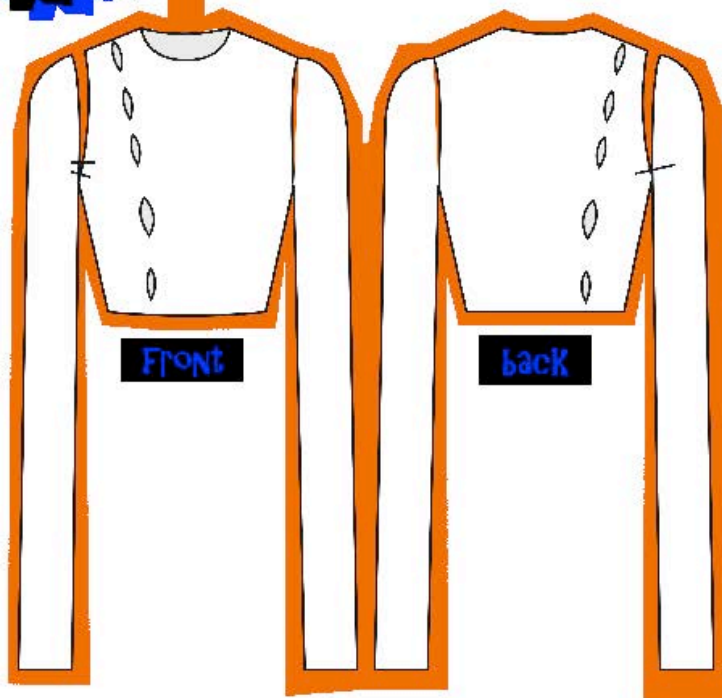
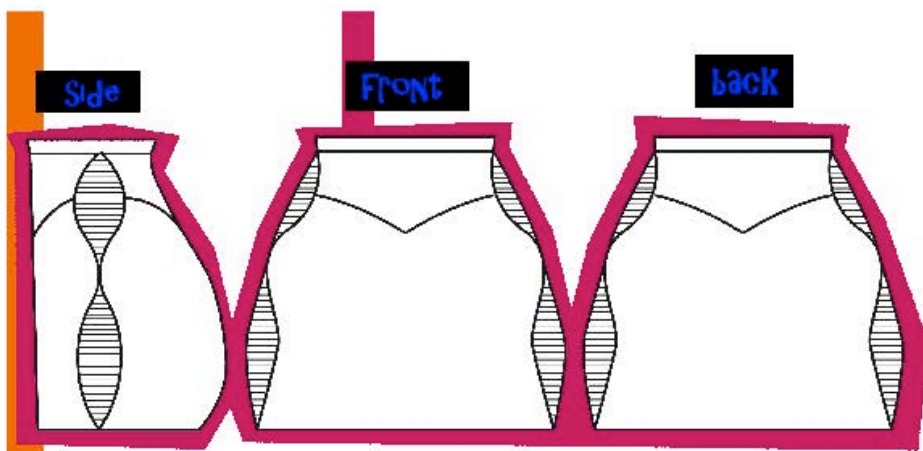
SNP FOLDED HEM OF
dress

Week three Fittings

Shaping this knit was
ver time consuming and
fiddly. try knitting with
out shaping and use pat-
tern piece t cut an
sew?



Look one:

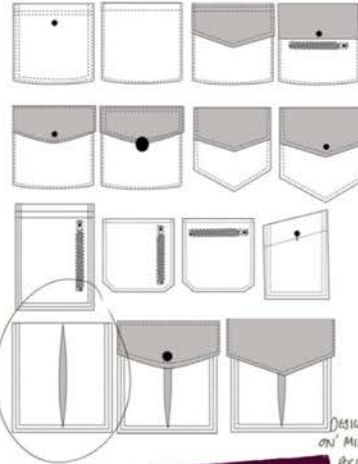




Look TWO



LOOK THREE



DESIGN DEVELOPMENT
ON MILITARY STYLE
POCKETS

FULL FITTING



ADD MORE VOLUME
ON FUR OVER
CUFFS.

SAMPLE OF
FINAL FABRIC
Wool AND FUR
PURE

RICHARD MUDGE
PHOTOGRAPHY

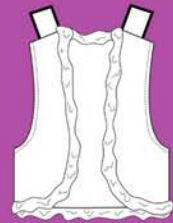


PRINT DESIGN
DEVELOPMENT





**Dress up
Paul**

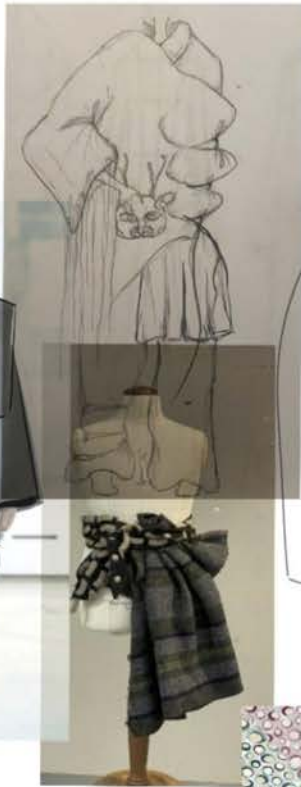






Deborah Oladimeji
(BA) Fashion Design Menswear


Antonio Azzuolo Fall
2012 Menswear



Fabric
Samples

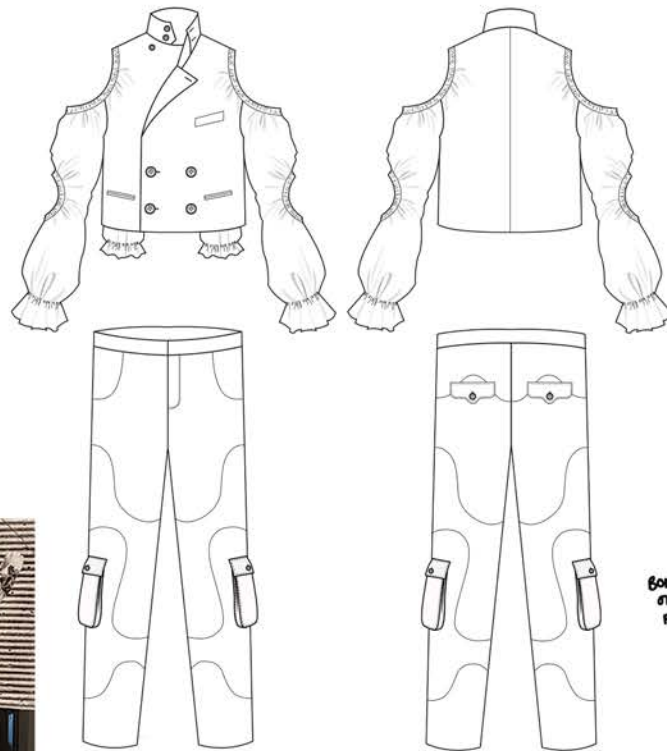






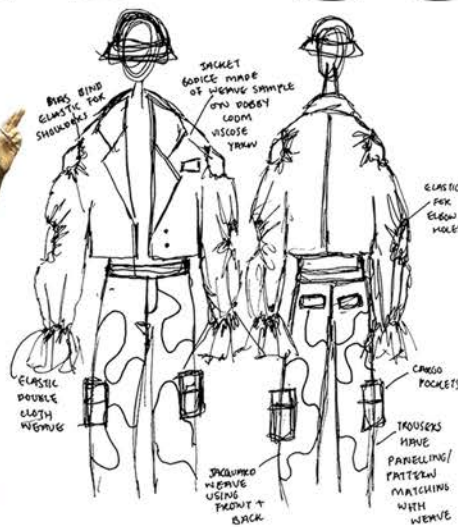
Kim Chau
(BA) Fashion Textiles: Weave

LOOK ①




WOVEN ON 16
SHIRT POINT
DRAFT 100%
VISCOSE
WARM
DOUBLE CLOTH

BODICE WOVEN
ON 16 SHIRT
POINT DRAFT
100% VISCOSE



WOVEN
ON JACQUARD
A COLOUR TAQUETTE
CAMP PATTERN
FRONT + BACK



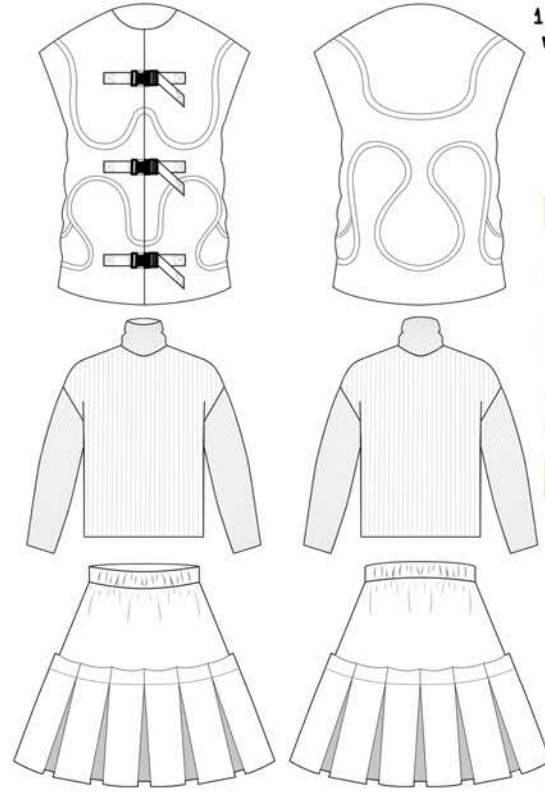
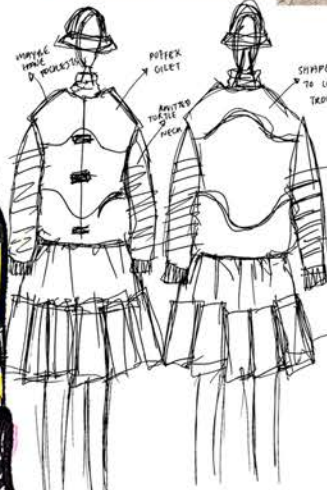
LOOK 2

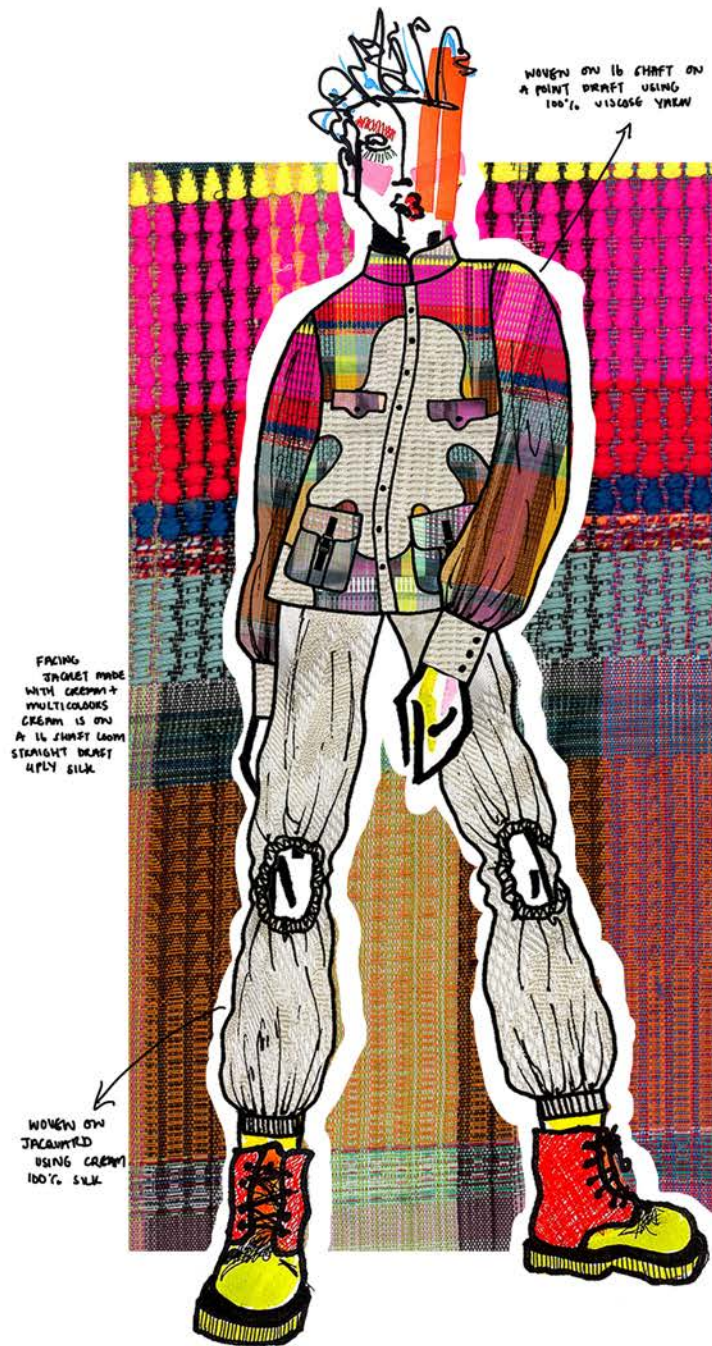
TECHNIQUE
1 BY 1 RIB KNITTED ON
DUBIED MACHINE TENSLOW 10

WOVEN ON
16 SHAFT LOOM
STRAIGHT DRAFT
USING 4PLY
100% SILK
YARN

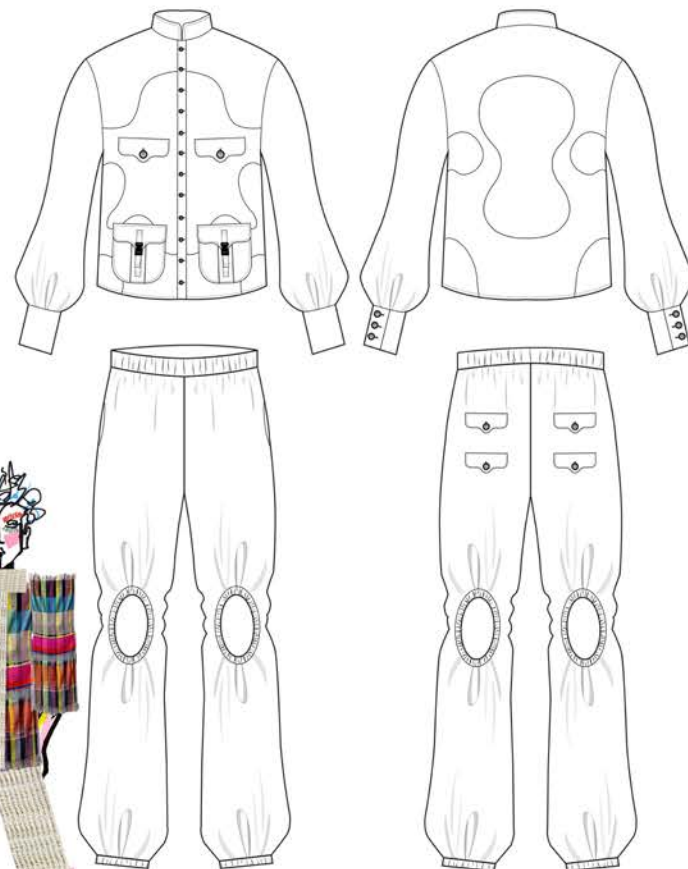
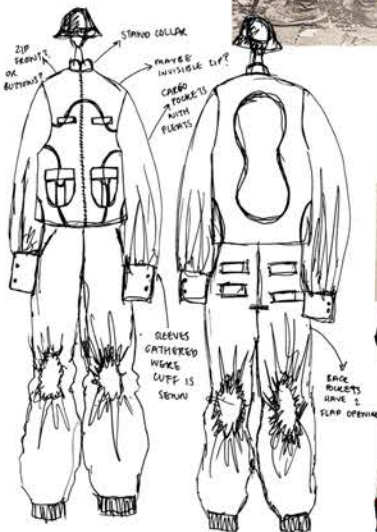
WOVEN ON THE
JACQUARD USING
7 DIFFERENT
TECHNIQUES +
100% CREAM
SILK

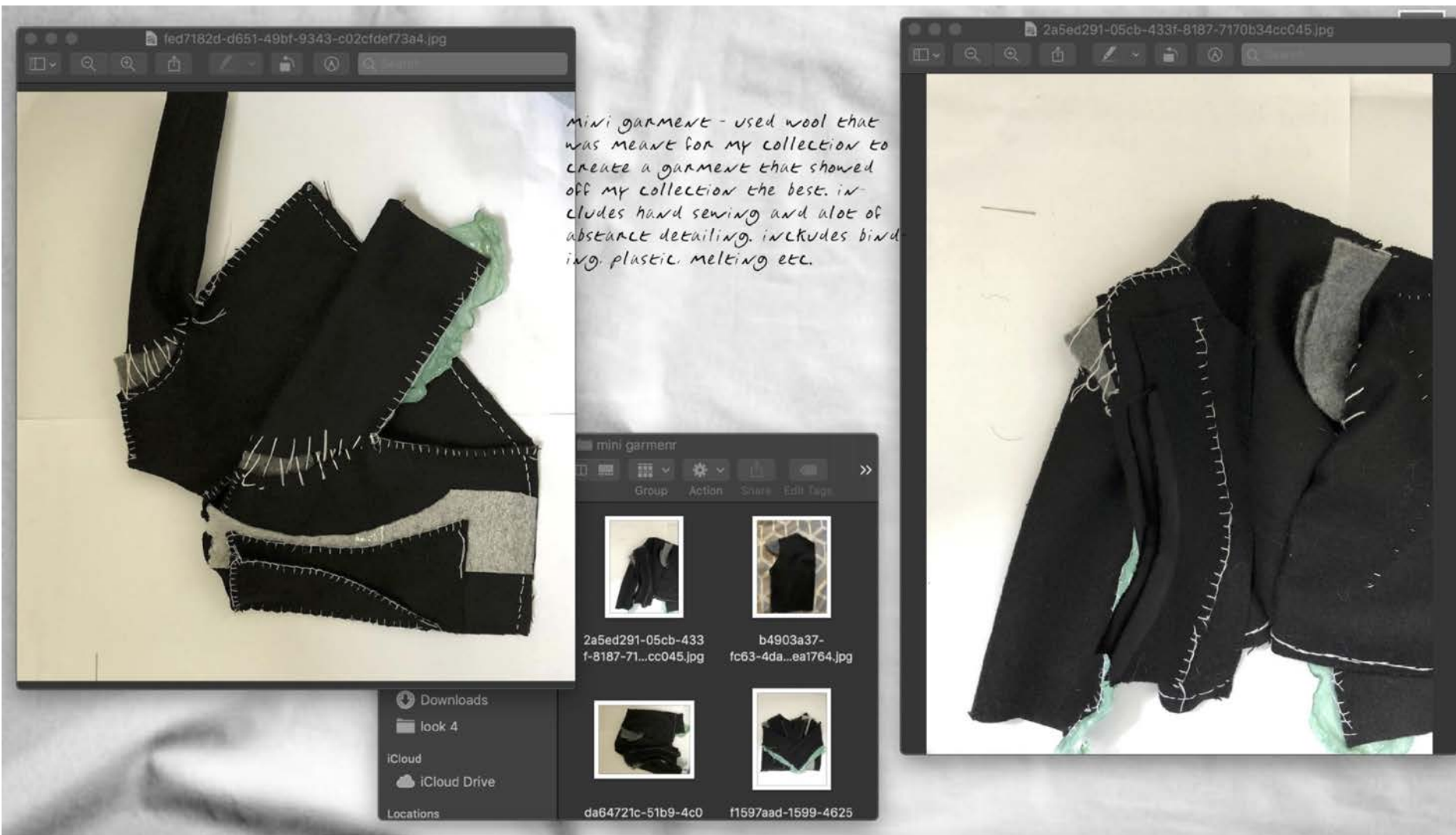
WOVEN ON 16 SHAFT
DOBBY LOOM USING
100% VISCOSE
POINT DRAFT





LOOK 3





Klaids Spaks
(BA) Fashion Design Menswear




KEY REFERENCE IMAGES OF MASKS USED BY PEOPLE DURING CHERNOBYL HAVE INSPIRED THIS MASK DESIGN FOR LOOK 2



SIDE VIEW OF SKIRT TOILE

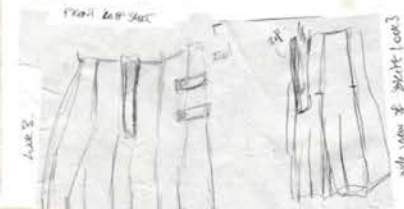
WOOL SAMPLE PLACED ON TOP OF SKIRT TOILE TO SHOW HOW FINAL GARMENT WILL LOOK



MY GRANDMA WEARING A SHIRT AND HEADSCARF



DIAGRAM OF KILT PLEATS, MAKING SURE THEY ARE ALL THE SAME LENGTH AND DISTANCE APART




PLEATED KILT STYLE SHIRT



FREAKY
DANCING



STEVIE-RAE
KILBY



Stevie-Rae Kilby
(BA) Fashion Textiles: Weave

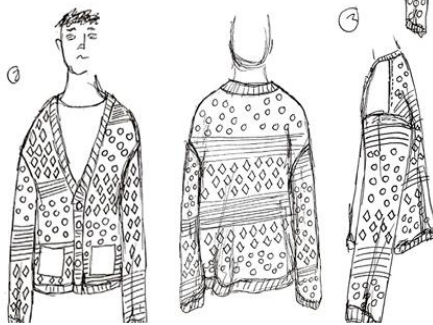
Smile



→ Stripes, multi colour
yellow, pink, green
navy

→ Smiley face, yellow

→ Diamond pattern, pink



Smile





