

Keprake®
Cordura®
Pyramid
Kevlar®
Fabric

3-layer
laminate

Cordura
Aramid
Kevlar
Polyure

Coolmax®
Pique

Wool
Fabric
(Merino)
with Clinch
Membrane

Cotton
Molton
Waterproof
Breathable
Disco-Tex

Alu-Tex
Thermo
insulating
fabric

Bicolor
Coolmax®
functional
fabric


Medical
Filtration
Fabric

Outer fabric
Sweat
Block

Waterproof
Coolmax®
Fabric

Tremor®
Unwind
Polyure
210 g/m²






When looking into Rioting
I found I prefer the body over
all under the gear.

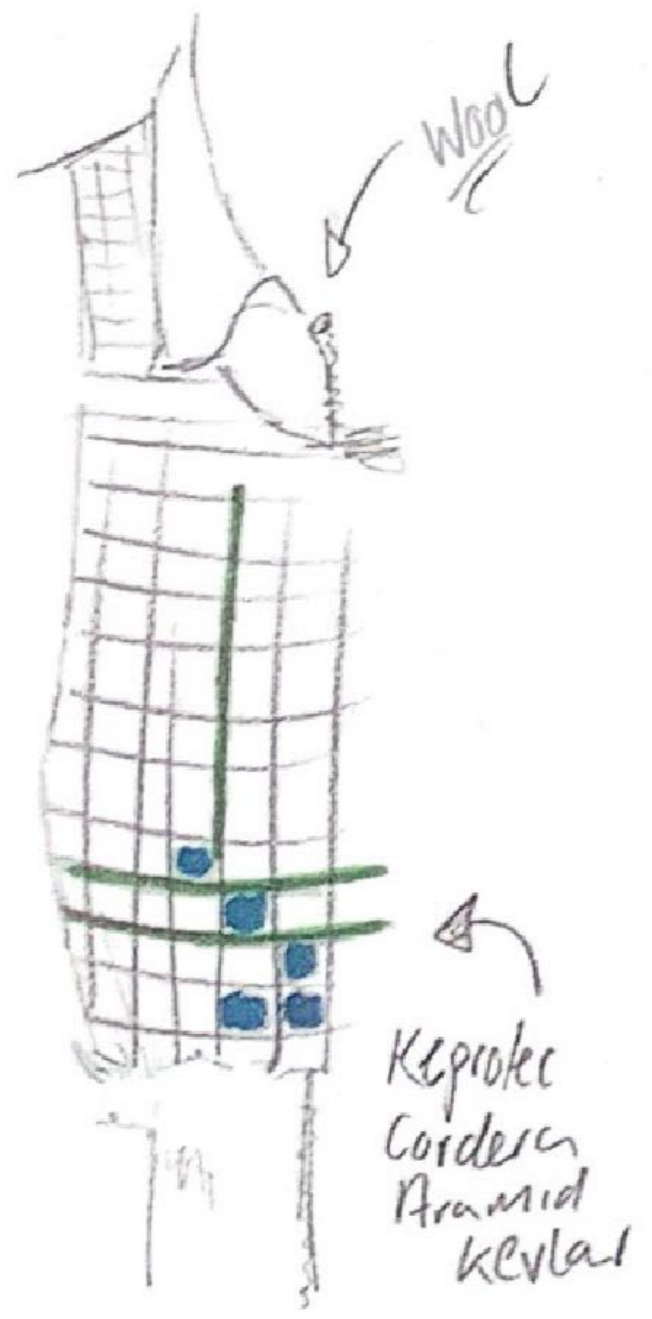


Head Gear

Body Vest



It seems to link to
Churchill's winter suit.
I would like to try
mixing the two styles
together.



Wool

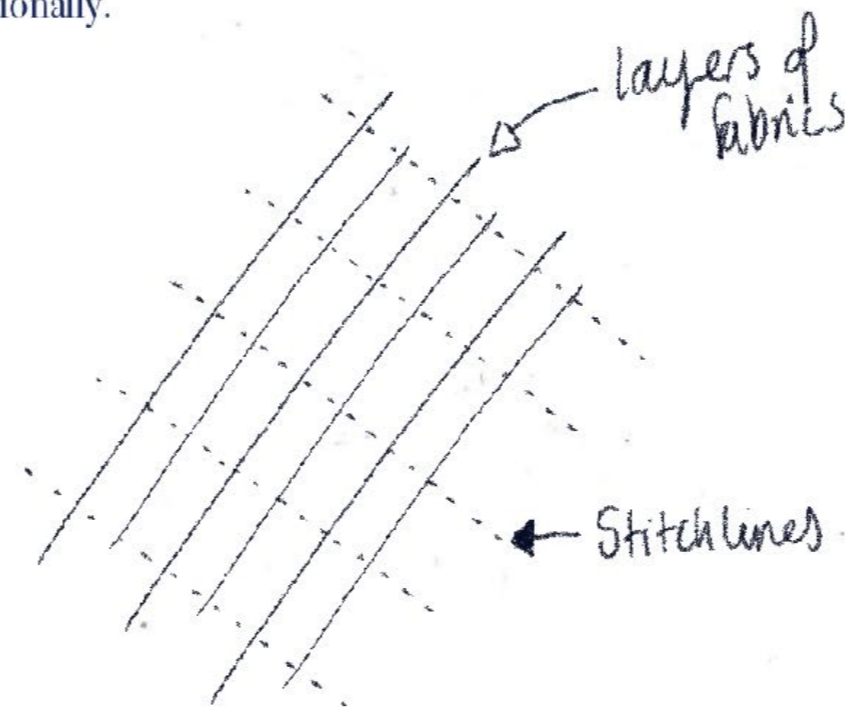
Keyploc
Cordura
Aramid
Kevlar





After further researching rioting gear - modern - I found that ballistic vests are constructed out of several layers of ballistic materials (of competing brands) and quilted together to create the strength the garment against bullets.

This will be a visual way of including the rioting narrative into the collection. Next I will look into how various creatives have introduced layers and take inspiration from that additionally.





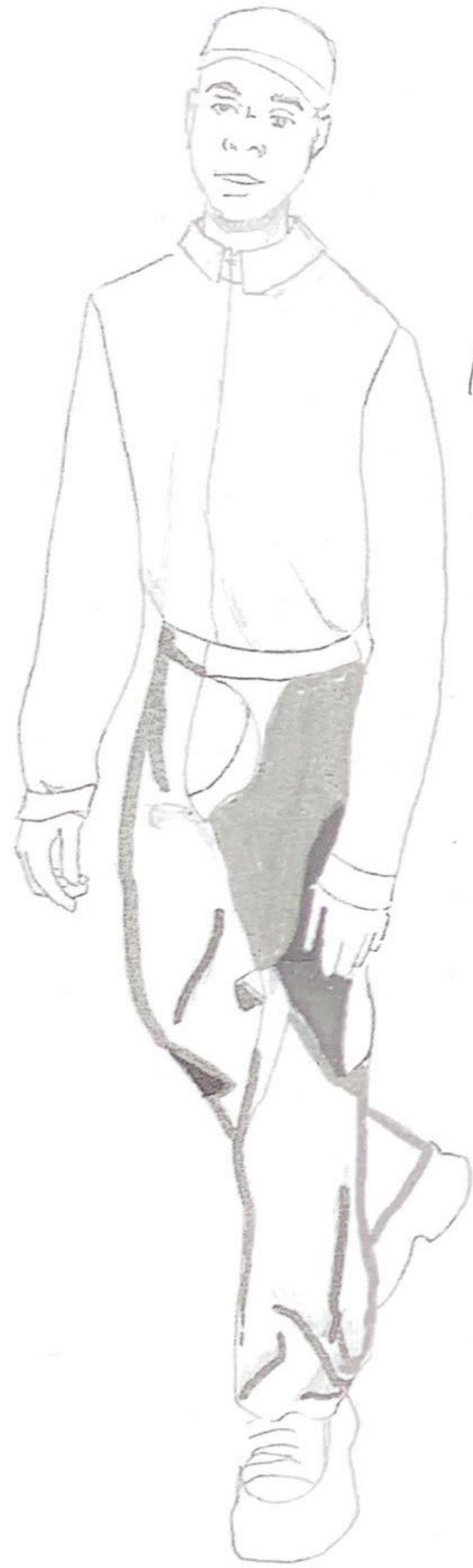
→ the
hole
left
Behind

Silk
drape →




Where would the
best placements
be?





How would
Crotch detail
work with
wearability



Pant
doesn't provide
Enough contrast
to be an effect
↓ Visual

Would like to
Sample a half-leg





