




ILLUSION

YU CHEN



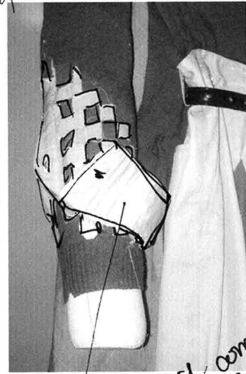


THIS COLLECTION WAS BEGAN WITH A FIELD TRIP LAST FALL. I WAS FASCINATED BY THE FOREIGN OBJECTS APPEAR IN THE NATURE. FOR EXAMPLE, PROMINENT ROCKS IN THE SWAMP, THE SLABS EMERGING FROM THE RIVER, WASTE WEAVING BAG IN THE DRY SOIL, THE MAN WHO GOT INTO THE CRACK OF THE TREE... I BELIEVE THAT THESE KINDS OF SCENES ARE FASCINATING IS BECAUSE YOU NEVER KNOW WHAT THE HIDDEN PART LOOKS LIKE, WHICH LEFT AUDIENCE ENOUGH SPACE TO IMAGINE. IN THE DESIGN PROCESS OF THIS COLLECTION, I FOLLOW THE PRINCIPLE OF "DISCOVER THE EXTRAORDINARY FROM ORDINARY THINGS". JUST LIKE THE WAY I LOOK FOR INSPIRATION IN EVERYDAY THINGS, I TRY TO CREATE A SENSE OF SURPRISE IN THE BASIC STRUCTURE AND CONVENTIONAL PATTERNS OF THE CLOTHES THEMSELVES, WITHOUT ADDING EXTRA DECORATIVE DESIGN POINTS.





Take the tie weaved by sweater and shirt


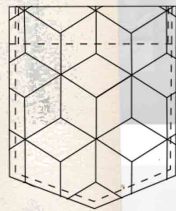
Print rest part of the tie




One trousers disappear into another trousers

Shirt's cuff come out from the sweater's cuff





Should be underneath



the pocket is made by three layers



Three different types of collars

- ① inner layer - stand collar with one button
- ② middle layer - button-down shirt collar
- ③ over layer - oversized collar

the inner cuffs are all different



the edge are in the end there are only some of them are open BE CAREFUL



THE VEST IS WOVE BY THREE SHIRTS.



overlap cuff folded



folded cuff (BUT, outer cuff)





Shoulder of
tailored Jacket



Shoulder of
tailored Jacket

Sublimation
digital
print
Image of
Jacket
Front &
Back

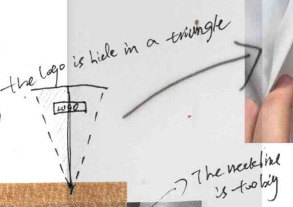


Twice the
Shoulder
to the right
position


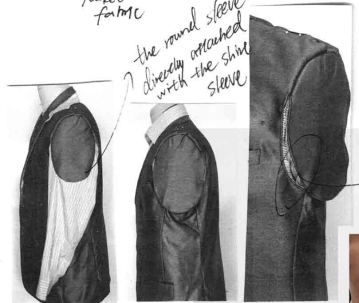
Small
bump
here

Detachable
undershirt

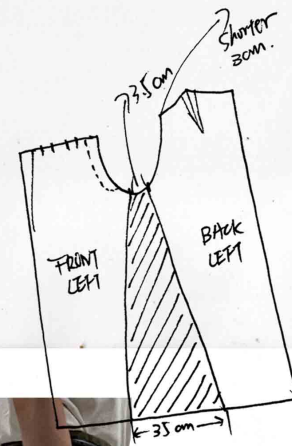

Open
zipper
on the
shoulder



Shirt pocket inside
Shirt = Jacket's lining



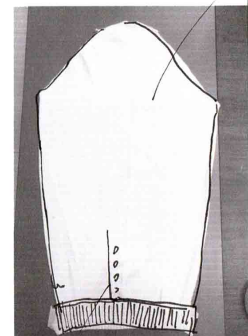
add 35cm extra around between the front and back piece





cover model's mouth
show silhouette of face

Submission prime on the copy
"sweater texture" photo



Silhouette of buttons



only stitched the front collar part




No back collar only sweater on the back "sketch"




prime texture
add scratch lining inside
close the shoulder/sleeve



①




②




③

Non card texture one from ones man not



④

totally separately the object and its copy



the connection between the "Object" and its "copy" 2D & 3D some sense

loose part

the imprint part is silicone copied textures (transparent stretch fabric)



