

07443510212

mimisimpson19@gmail.com

@mimirsimpson_

MIMI SIMPSON
BA (Hons) Fashion
Kingston School of Art



“IN PRAISE OF SLOWNESS”

-A discussion on the use of restoration throughout fashion. With the collation and collaboration of my local community, I have gathered fabrics and furnishing from Marys Living and Giving Teddington, a charity shop which I volunteer at, where I collect their waste garments which are unsellable to the public to upholster. Similarly, since charity shops have been closed throughout lockdown, more people are having a clear out and just throwing the items away. I collected bags of second hand clothes from peoples homes to give them a second lease of life. I have studied the interiors I have used and honed in on the curves which translate across the body.

“RE USING THE ITEMS IN OUR HOUSES”



“IN PRAISE OF SLOWNESS”



i have loads of different curtain fabrics from work. we just throw them away. would they be of any use?

5 d Like Reply



“IN PRAISE OF SLOWNESS”



“IN PRAISE OF SLOWNESS”



LOOK 6
REPURPOSED CURTAIN

Second Hand Fabric Sourcing



Barbra Badcock donated me knit and jersey. Her house is a nice colour palette.

S
O
U
R
C
I
N
G
F
A
B
R
I
C

. On average only 10% of clothing given to charity shops is used and sold

. These bags of garments I have collected I separated into 'Textiles Waste' and 'Charity/ Shelter' ready to donate on further

- Options to donate to:
- . Kingsmill Business Park HWRC Household Reuse and Recycle
 - . St. Mungos chairty/ shelter
 - . Kingston School of Art Upcycle donation bin

Mimi Simpson Kingston Neighbourhood
3 September at 19:15

Hi everyone!
I'm a fashion student studying at Kingston school of art. If anyone has any clothes or interior fabrics they are going to donate please message me as I am interested in collecting them from you, to up-cycle for my final collection.
I'll come pick them up from you and if I don't end up using some of the items I will donate them for you to a worthy cause.
Please let me know x

Like Comment Share

10

How do I up-cycling / use recycled yarn / Knitwear??

-Bra, Vest, shorts
↳ All remake from cashmere jumpers
↳ Source - Mags L & G charity waste.

"IN PRAISE OF SLOWNESS"

Collecting unwanted garments to use throughout my collection

"IN PRAISE OF SLOWNESS"

Inventory of sourcing fabrics

“Don’t Forget To Slow Down...”

Creating Up-cycled clothing from local community. An approach to slow fashion creating small batch and bespoke garments. A slow pace of life gives us time to fix old clothes give them a new lease of life

ISSUE 1

Name	Inventory	Date
David Thomas	Curtains, Bedding, Pillow Cases	Friday 4th Sep
Johanna Clark	Mixed clothing- Mens, Womens, Kids	Sunday 6th Sep
Meg Meg	Mixed- Womens, Kids, Fabric samples	Monday 7th Sep (12-12.30)
Becka Sermon	Mixed- Inc. Bridesmaid dresses	Monday 7th Sep
Barbra Badcock	Mixed- Jersey and Knitwear	Wednesday 23rd Sep
Zoe Hamilton	Curtains from her work	
Lauren May	Faux Leather 5-6m	Didn't Collect
David Thomas	Curtains, Bedding, Pillow Cases	Friday 4th Sep
Johanna Clark	Mixed clothing- Mens, Womens, Kids	Sunday 6th Sep
Meg Meg	Mixed- Womens, Kids, Fabric samples	Monday 7th Sep (12-12.30)
Becka Sermon	Mixed- Inc. Bridesmaid dresses	Monday 7th Sep
Barbra Badcock	Mixed- Jersey and Knitwear	Wednesday 23rd Sep
Zoe Hamilton	Curtains from her work	
Lauren May	Faux Leather 5-6m	Didn't Collect



KERINA'S GARAGE



LOOK 4 JACKET



LOOK 2 DRESSES

Thank you to the people on Kingston Neighbourhood and to Marys Living and Giving in Teddington for donating me your recycled clothing to give a second life

- Use the seede
on 1 piece
of Trousers
by make seams
to show origin



get a cream suiting



- Cover stitching -
to more spotty
aesthetic



- look 6
needs a cream
curtain

- I want people to feel relaxed when they wear and look at the clothes, Like when you drop your shoulders and un-tense

“IN PRAISE OF SLOWNESS”



-panelled to allow 2nd hand fabrics.
-exaggerate silhouette

J
A
E
G
E
R
·
V
I
N
T
A
G
E
·
S
O
U
R
C
E
·
P
I
E
C
E



'all bleed' print - place meant show off colours best.


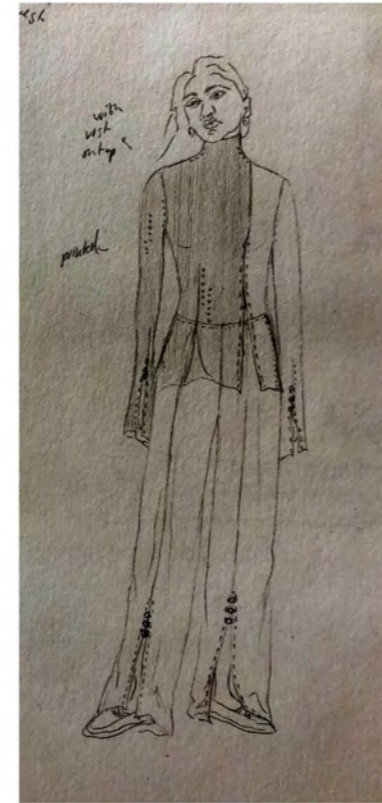
Painting by Nina Simpson (Mum)
Created during lockdown 1, as a way to relax

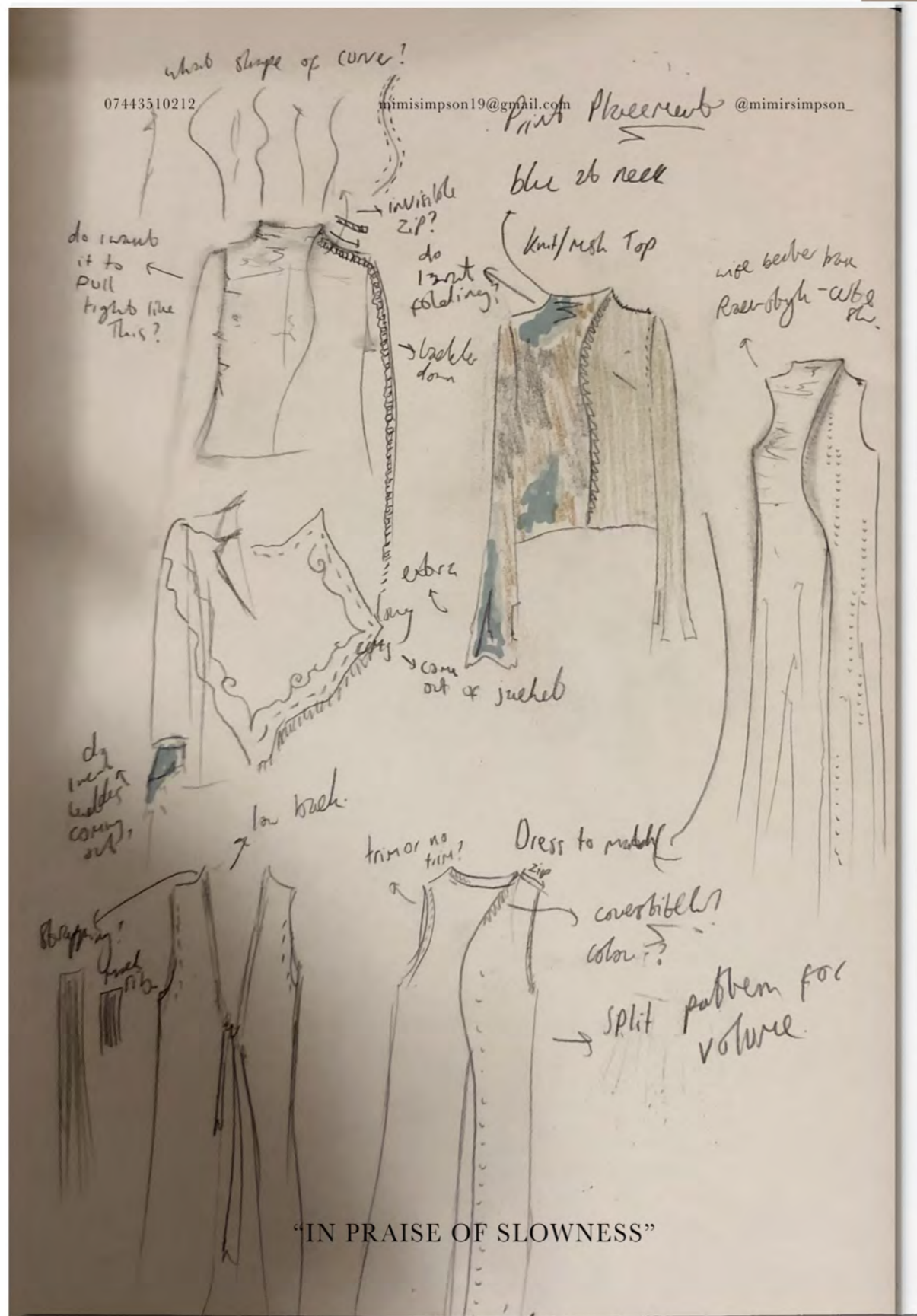
"IN PRAISE OF SLOWNESS"



“IN PRAISE OF SLOWNESS”
MIMI SIMPSON

A discussion on the art of relaxing and slowing down. Fabrics sourced from waste garments from charity shop where I volunteer





“IN PRAISE OF SLOWNESS”



OMOH AND VIVIEN
STYLED IN “BEN” PRINT
Speical thanks to my mum



KNIT DEVELOPMENT
10 Gauge single bed duibed



"IN PRAISE OF SLOWNESS"



"IN PRAISE OF SLOWNESS"





LOOK 2

Leaving off shirt as it hides all the lace details




- Bring lace down



"IN PRAISE OF SLOWNESS"

LOOK 2

Do I have it with trousers underneath or not? Feel like its cooler with trousers under plus gives more room to mix and match or is it more sexy with a slit and legs out



"IN PRAISE OF SLOWNESS"



LOOK 2
OMOH IN SILK "ROMY" DRESS
JEWELLERY MODELS OWN




"IN PRAISE OF SLOWNESS"

Curved panelling to allow second hand fabric use



- these curved rows are really important to the soft story early for eye to follow



Coverstitching across the "menswear" dress




TOILE DEVELOPMENT



More volume

- Margilin jewelry
- Top stitch thread for quilting
- Grey melange
- Illustrative drawings
- Added curtains
- Fine fabric
- Wooltex
- Chain
- Cotton shawl

Adding texture of the curtain fabrics and the damask shapes from my collected interior pieces



...with some waistline or just seam lines to give the illusion of shaping?




“LOOK 4”
Upcycled arm chair from East Molssey




"IN PRAISE OF SLOWNESS"
MIMI SIMPSON

A discussion on the art of relaxing and slowing down. Fabrics sourced from waste garments from charity shop where I volunteer

- Take out all this excess volume & relet it into back



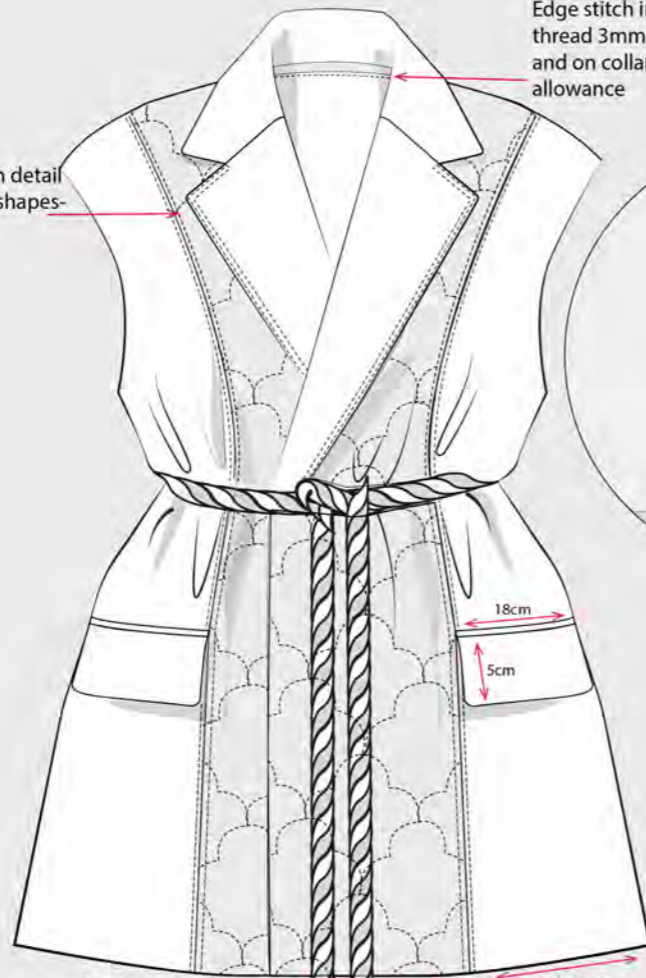
- Unsuccessful on jacket so model across to look 16.



LOOK 4 TECHNICAL

Edge stitch in topstitch thread 3mm all round facing and on collar stand seam allowance

Topstitch pattern detail 3.5 in cloud like shapes- 12cm diameter



18cm
5cm

1.5cm seam allowance to stitch onto seam allowance of waistband
25cm
32.5cm

BACK
42cm

Waistband, 2x1 10 gauge rib. Folded over 5cm wide elastic inserted inside

Separate waistband, INSERT elastic tape



23cm (46cm perimeter)



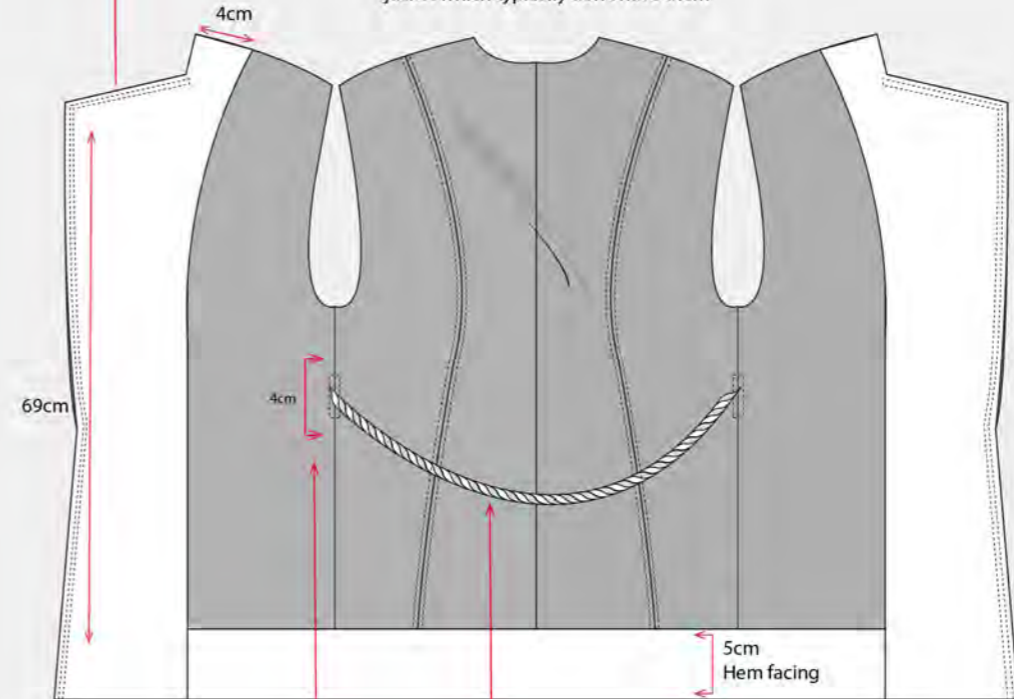
6.5cm of lace should be visible under shorts

"IN PRAISE OF SLOWNESS"

LOOK 4 TECHNICAL

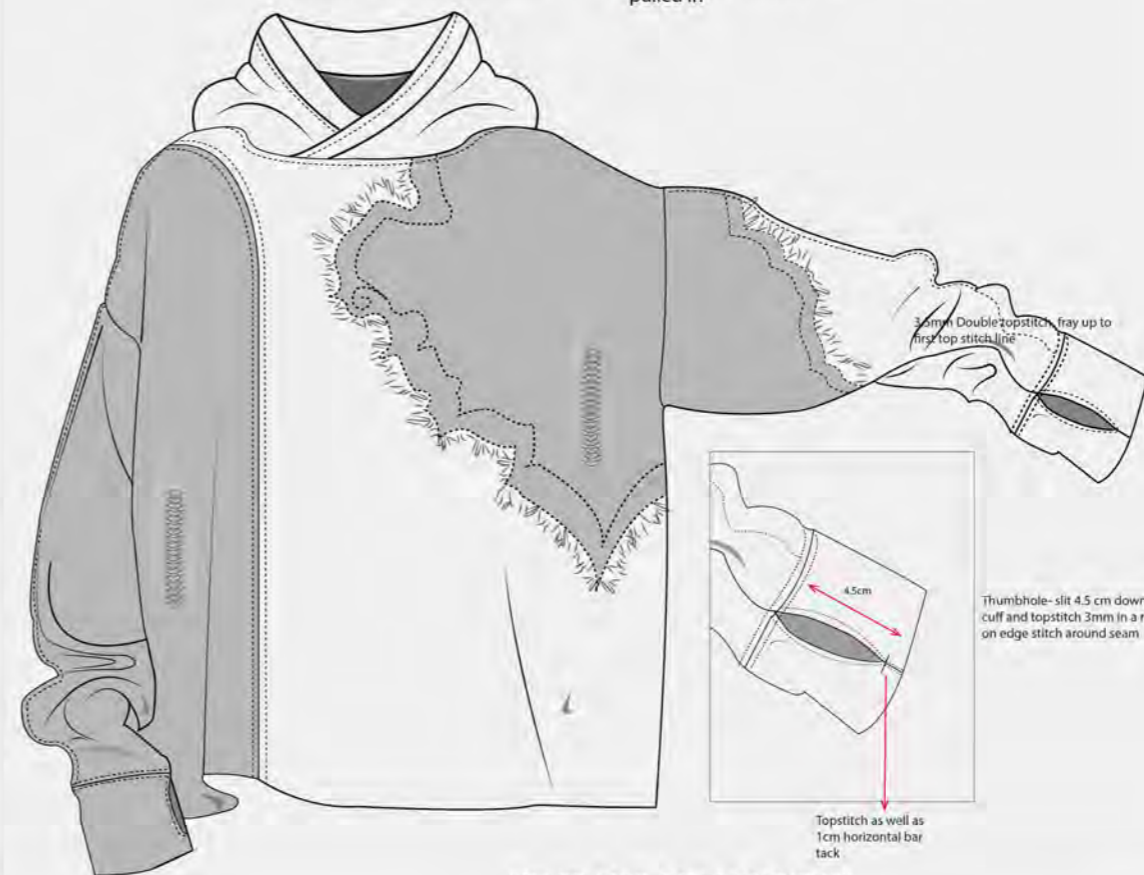
Top stitch 3mm, 0.3 away from edge

Facings- side and hem facing
No back neck as its based of mens tailored jacket which typically don't have them



Slit 4cm length into side seam, and topstitch 3mm rectangle on outside of jacket

Curtain rope tie stays on inside of jacket when tied, so that back of jacket doesn't get pulled in



Thumbhole- slit 4.5 cm down seam of cuff and topstitch 3mm in a rectangle on edge stitch around seam

Topstitch as well as 1cm horizontal bar tack

"IN PRAISE OF SLOWNESS"

LOOK 5 TECHNICAL

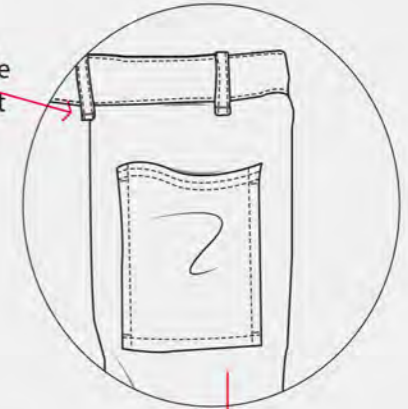


"IN PRAISE OF SLOWNESS"

LOOK 5 TECHNICAL



Bar tack on bottom of belt loops and double top stitching, 4pt length

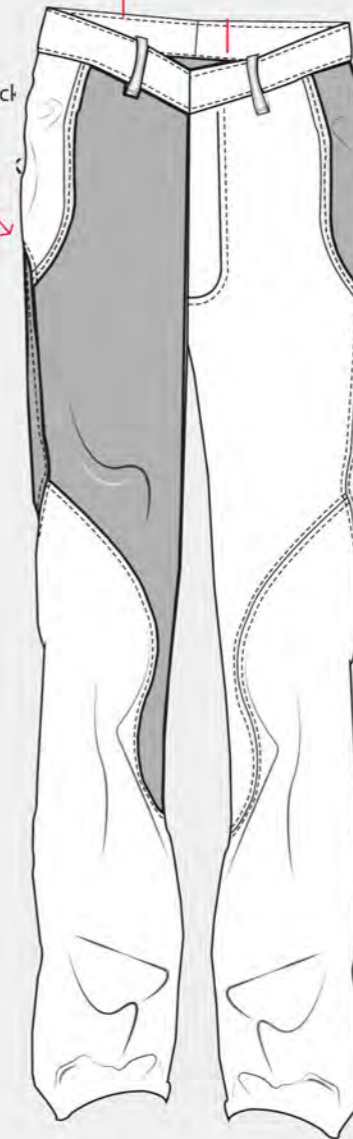


V shaped waistband, front on straight angle

Wave shaped pocket-bar tack on each corner



Suede panels matching to back and opposite pocket



Double edge stitch top stitching in 4pt



"IN PRAISE OF SLOWNESS"

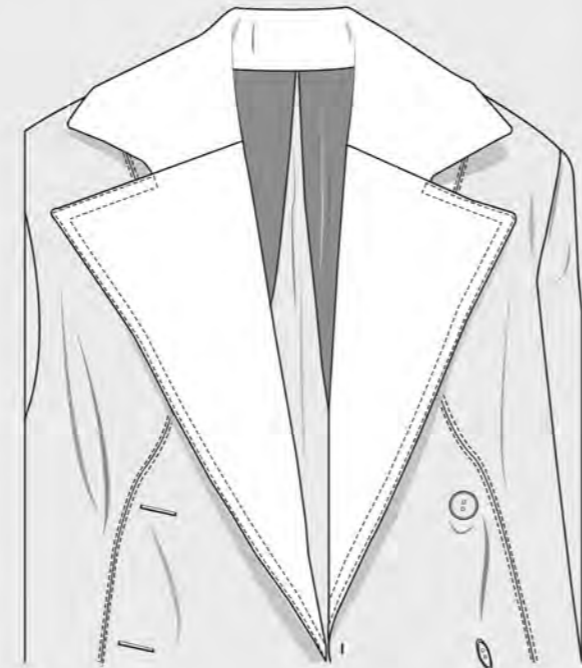


LOOK 5
LEATHER "ALEX" TROUSER
RE-PURPOSED

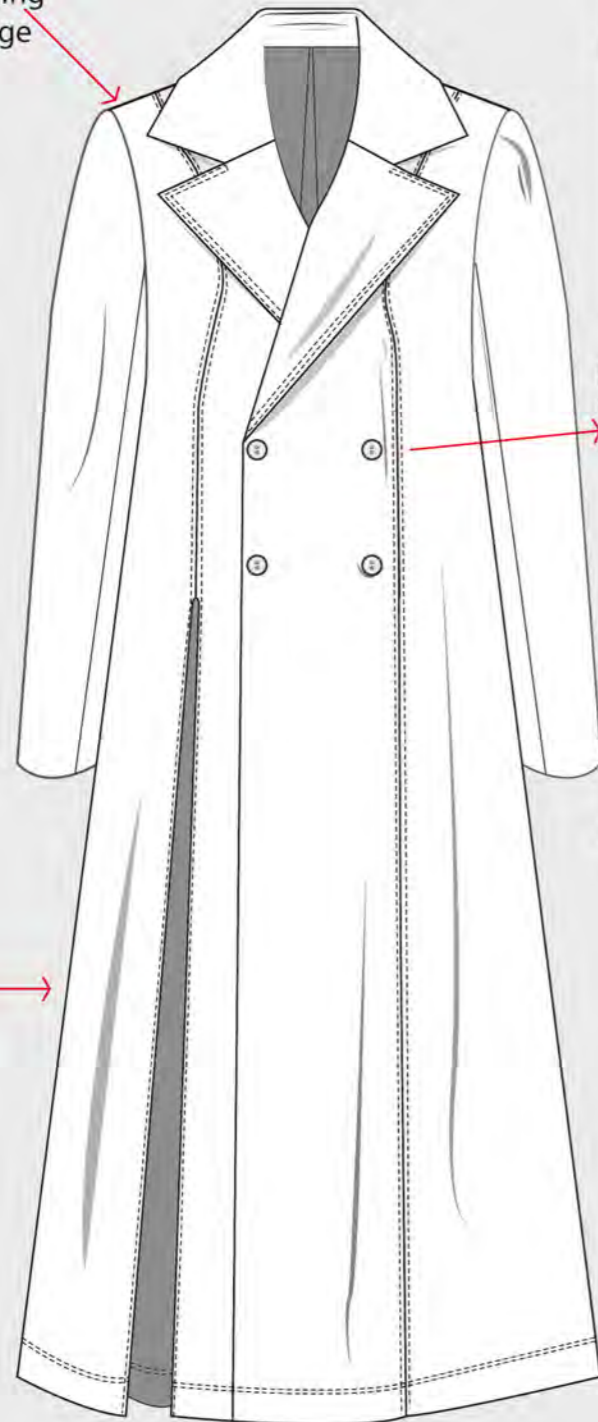


LOOK 6 TECHNICAL

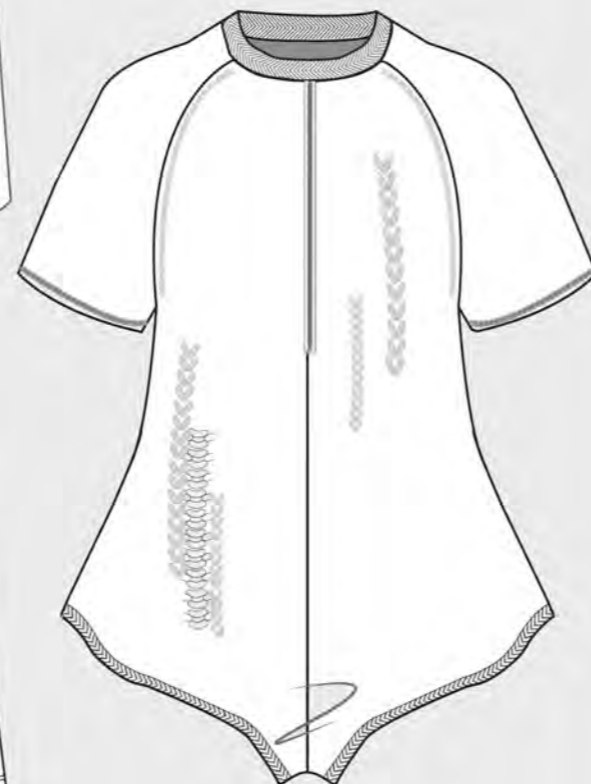
Rectangle
topstitching
3.5 pt edge
stitch



Button on
inside
aswell



Split edge stitch
along both sides
3.5



"IN PRAISE OF SLOWNESS"

LOOK 6 TECHNICAL



8cm Box pleat, different fabric used, stitched down
8cm vertically


"IN PRAISE OF SLOWNESS"

LOOK 6
OMOH IN "ROBIN" COAT
Special thanks to Kingston Neighbourhood



"LINE UP"

Half knit/
mesh to match
dress in 5



- Coat could be tied with
same as look 4 jacket



Cotton double bed
of 10 gauge



- Dress is also super
flattering of female body



curved
seams.

- Would be nice
if the velvet continued.

"IN PRAISE OF SLOWNESS"

"IN PRAISE OF SLOWNESS"



TOILE LINE UP
 "IN PRAISE OF SLOWNESS"



TOILE LINE UP
 "IN PRAISE OF SLOWNESS"