

Yufan Gu



Kingston
School
of Art


Fashion ba hons

+86 18301625526

Wlmpj8326@sina.com

Yufansue1998@gmail.com





The situation of COVID-19 gives us more time to think about the environment and the relationship between people and nature.

- Death
- Rebirth

It also gives us more time to focus on the culture of our country: this is exactly what I did combined with Chinese traditional Jin Dynasty clothing.

Butterflies

Break out of (pupa) → rules, bound
↓
can get change
Born again, through the pain
↳ Rebirth



- shapes & colour
 - new life
 - Freedom & Live
- Hide
protect
attract



The famous Chinese ancient story «butterfly's lovers»
The women break the rules & feudal for their love



Ying Tai zhu & shanbo Liang
Fall in love with each other
But because the feudal rules in ancient
they can not be together

梁山伯与祝英台

End of story → death with shanbo Liang
They became butterflies & freedom forever
YingTai as female was very brave
struggle & break out of rules

As a female, we should learn to Yintai , be brave, go to break the rules and get change & rebirth. Be ourselves, as beautiful & free as butterfly.



Colour board



Research Board

From story background of 《butterfly's lover》
Get the research of source piece---Jin dynasty garment

《Butterfly lovers》 Background → Jin dynasty
- YingTai wear Jin style clothing in china
- Research the cloth in Jin


type of Jin clothing

Drawing some sketch from draping shapes



Get idea from collage & designer : John Galliano

keep the chinese traditional collar element
with new shape by jin style
break the original



BUTTERFLY STORY
BUTTERFLY STORY

More sketching and pick some parts recreate silhouette


Other way idea of shape from drapping



Do the drapping & draw the idea of changes

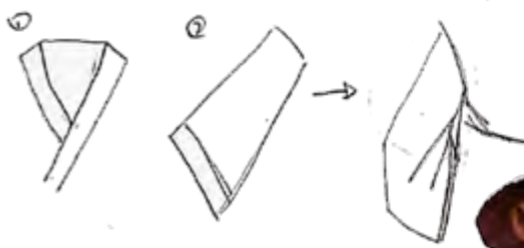


recombine to get idea of line up.



stay the chinese traditional important element
 loose, big sleeve
 collar

combine with these new shape




inspiration and shapes from draping

get more shapes when making process.


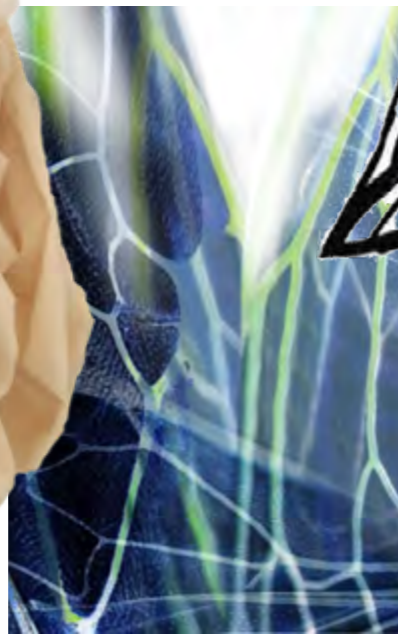


add waist band element

this part



Print board



BUTTERFLY STORY
BUTTERFLY STORY



Final Line-up & textile board



FINAL TEXTILE/FABRIC : Silk, Flat seersucker, Glass yarn


The making process of toile and the shape idea



BUTTERFLY STORY BUTTERFLY STORY



2 layer of different fabric



straight way





Making process and adjust the shape

The making process of toile



THE FINAL 4 LOOKS

