



MODESTY

- HAYA -

FINAL COLLECTION



VALENTINA KOUTSOUDIS



هيا

MODESTY

- HAYA -

FINAL COLLECTION



This modest collection is inspired by my journey converting from Christianity to Islam, focusing on concealment of the body . It aims to accentuate the difficulties not only in which I've faced but many others when it comes to wanting to dress modestly but also fashionably whilst living in a western country such as the UK. A lot of popular garments would occasionally be too short , revealing, and tight which are undesirable for females who are practicing modesty alongside aiming to strengthen their faith.

Throughout this collection, I heavily display the use of lace and macrame to highlight my own Cypriot culture. I wanted to challenge this paradox of religion and culture by bringing the two elements of lace and modesty together to represent my Greek ethnicity as well as my Islamic religion. I focus on the layering of garments as well as featuring oversized silhouettes, high necklines, and long sleeves , allowing more of the body to be concealed. I have also attempted to make head coverings to accentuate this idea of what I take modesty to be even further.

With inspiration from my grandma, I have represented her village in Cyprus who are well known for their 'Lefkara handmade lace'. Moreover, modest influencer, @nemahsis on Instagram, is another inspiration of mine. She creates music in relation to struggles within society when it comes to being a Muslim female. Within her recent single she talks about the powerful phrase stating 'What if I took it off for you' referring to taking off her hijab just to fit into societies standards. Nemah is a fashion icon who wears a lot of layering such as the wearing of a short dress as a top with a shirt and baggy trousers underneath. She also struggles with the hijab and so she wears headpieces made from yarn allowing her to feel more confident and to express herself on her own journey with her faith and dressing modestly.



→ face + head coverings → Modesty





→ Taking Aspects

reorienting perception
Muslim fashion
→ Influencer
- Modest



✓
Baggy covers and structures

2000s Suits



→ Layering



Photos from my lineage

Blues + Greens?
Amangot Grays

Skeletons of lace details

Handmade craft


Lace samples from 'Lepora' village

Grandma - 1960's

Mixing my culture + heritage with my religion → class?

Tailored garments

Lace trimmings



> crocheted head coverings

> Tops over Shirts + skirts over trousers


> Modesty through the layering of garments

= more coverage

Modesty for me = concealment + coverage of inner beauty

> Rice covers Layering multiple thinner garments atop of each other

Head coverings + Gloves = concealment



Final Draping



lace layer cuttop?

Belongs from
Prage work



Asell and
silhouette

Using fabric as a
base then laying atop



Pre-
collection
cuttle

Tips with
'window' for see
next layer
underneath



laying
collages

Waist!



cut out
top?
to design?



LOOK 1 -



1st Fitting - Blazer



Add shoulder pads

Make collar proportionate, darts too long




Samples of laser embroidered 'lace' for blazer cuffs

1st Tailor Fitting - Top



Make bod wider + join the two tops

2nd Tailor Fitting - Top



Added steps for dcp to get attached. Make neckline larger.

1st Tailor Fitting - Trousers



Make trousers wider

Sample of loosing hand dyed cotton



Line up fittings



Slit opening at Cf of blazer + binding



1st Fitting - Dress



Armhole & Neckline too small
Make panels more curvy

Reshape curve on
Jumper Armhole

2nd Fitting



Remove 'boob', Add vent to
dress

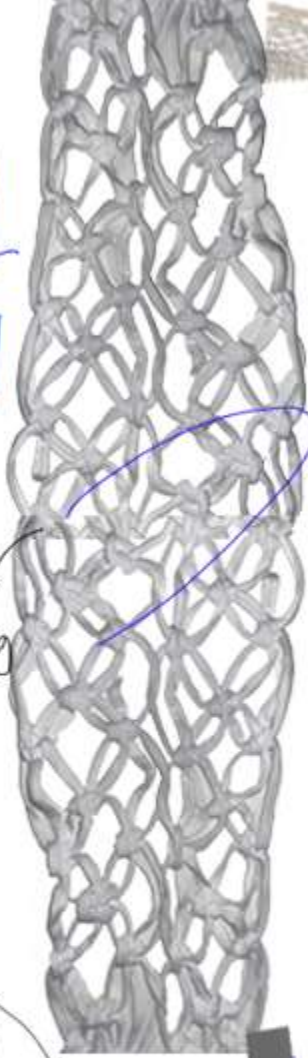
Make - As a bag -
- Very free



Making sure
all points
meet -
FB to be
symmetrical



Machine
sample - using
T-shirt yarn
- leave
Jumper then
- Row



LOOK 2 -



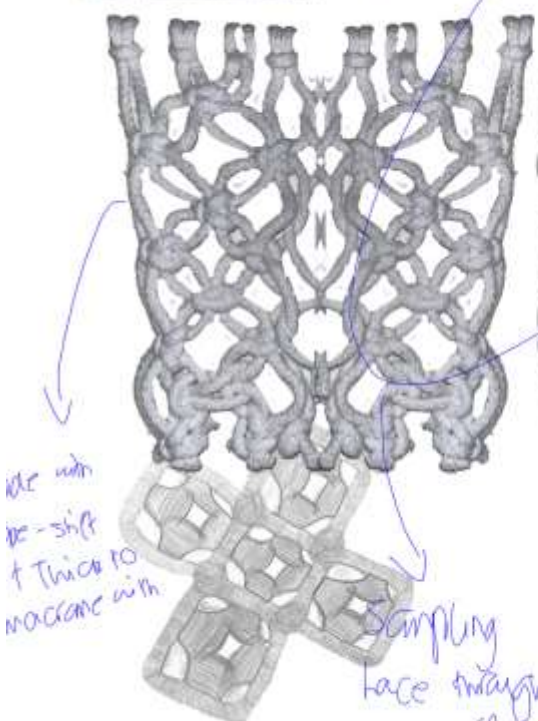
feather
accessories

Wigged
skin -
2 buttons to
adjust waist





Reference item

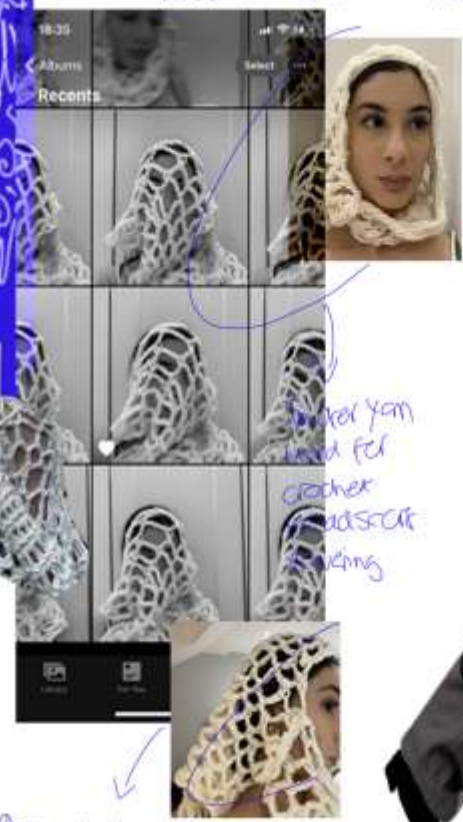


Use with the shift + Thru to macrame with

Thinner Yarn - Don't hold shape



Crochet headscarf - soft + comfortable



Thinner Yarn would feel crocheted headscarf making

Pre-rotation


Sampling lace through technique of macrame

T-shirt Yarn - cover + softer

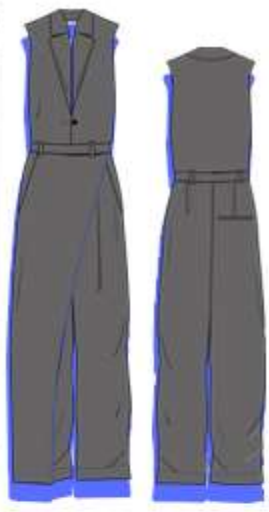


show it looks on the body

1st Line fitting - jumpsuit



Add roller, adjust waistband, lower back measure



Hand made crocheted headscarf



LOOK 3 -



1st Line fitting - shirt



Boxy shirt fit



Samples of trapping lace between shirt



Sample of blue binding

Box Pleat + yoke



Line up fittings





Machine belt for jumpsuit




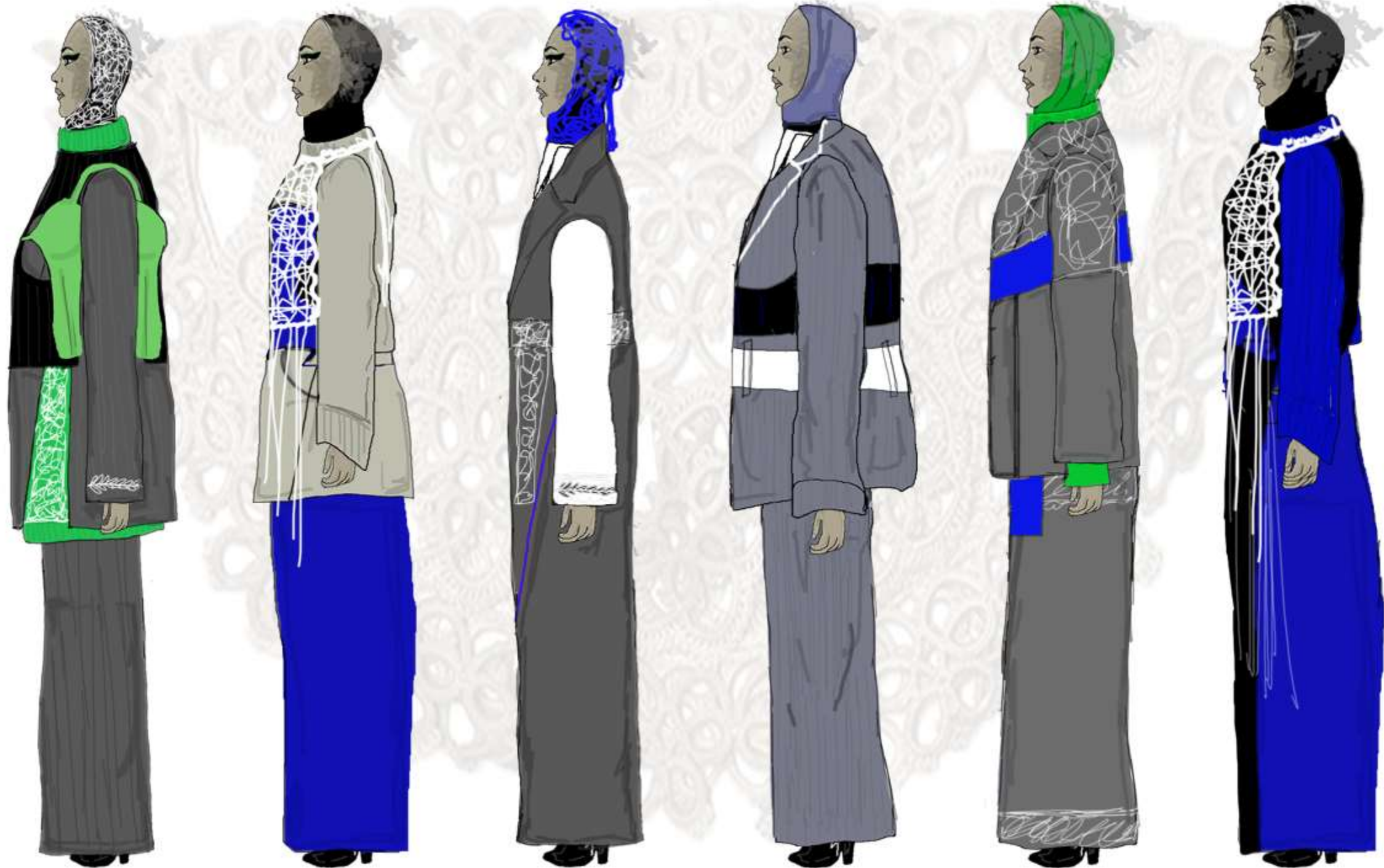
Inspired by Nemahsis







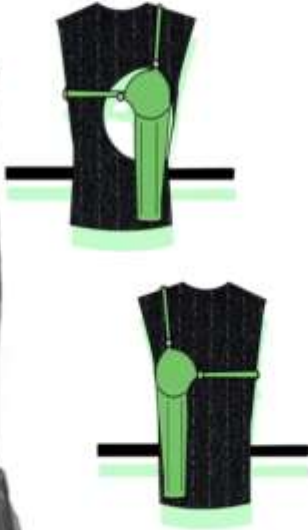
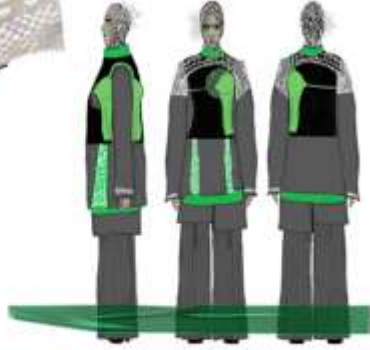









LOOK 1



LOOK 2







LOOK 3


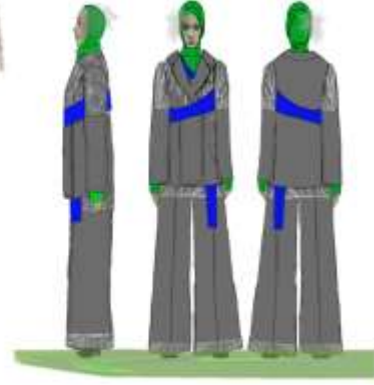


LOOK 4

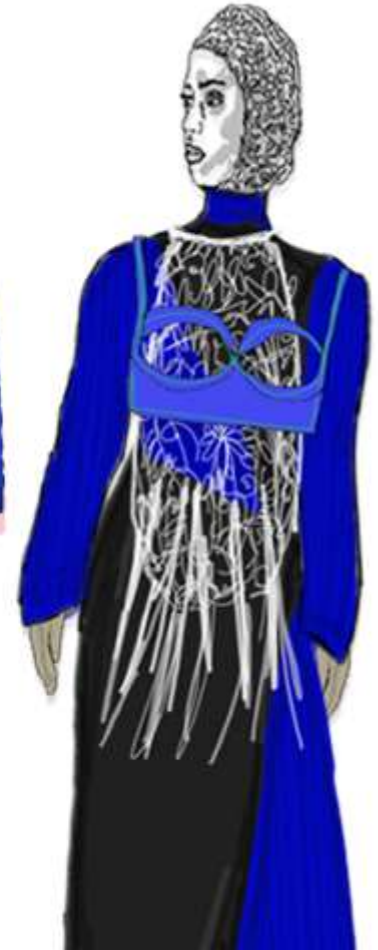
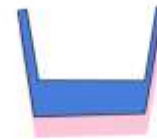
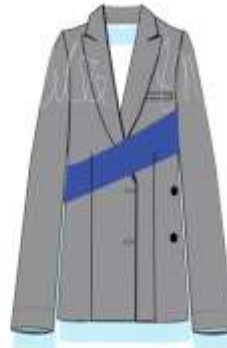





LOOK 5



LOOK 6























LOOK 1-



LOOK 2-

Final Collection - 2022 - 'Haya' / Modesty



LOOK 3-