

# THE WAY IN WHICH A GARMENT OR FABRIC HANGS

Feminine

-

Process

-

Draping

-

Manipulating Fabric

-

Curtain Draping Techniques

-

Fluidity

-

Contrast

-

Luxury



Fig 1. Curtain Book




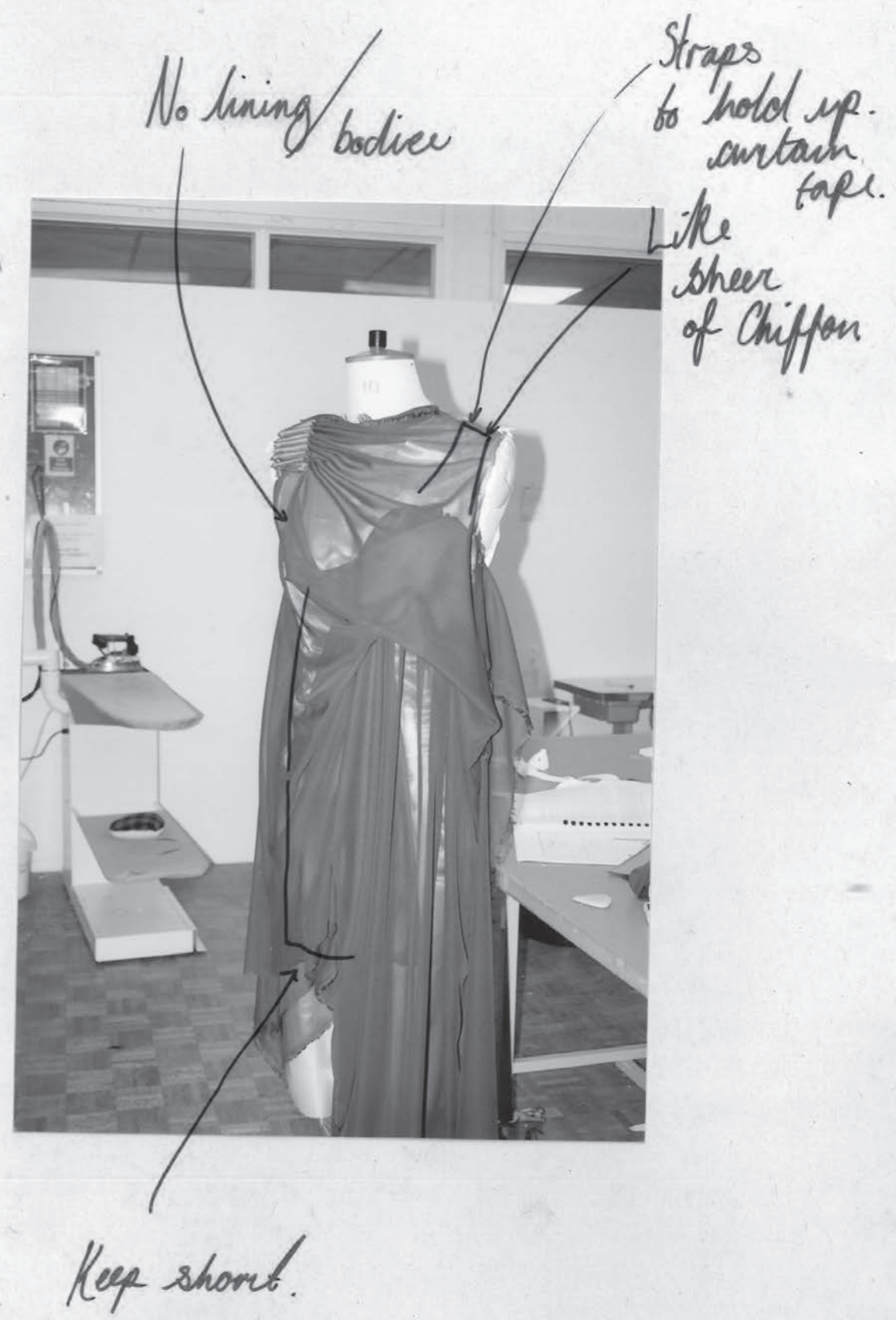



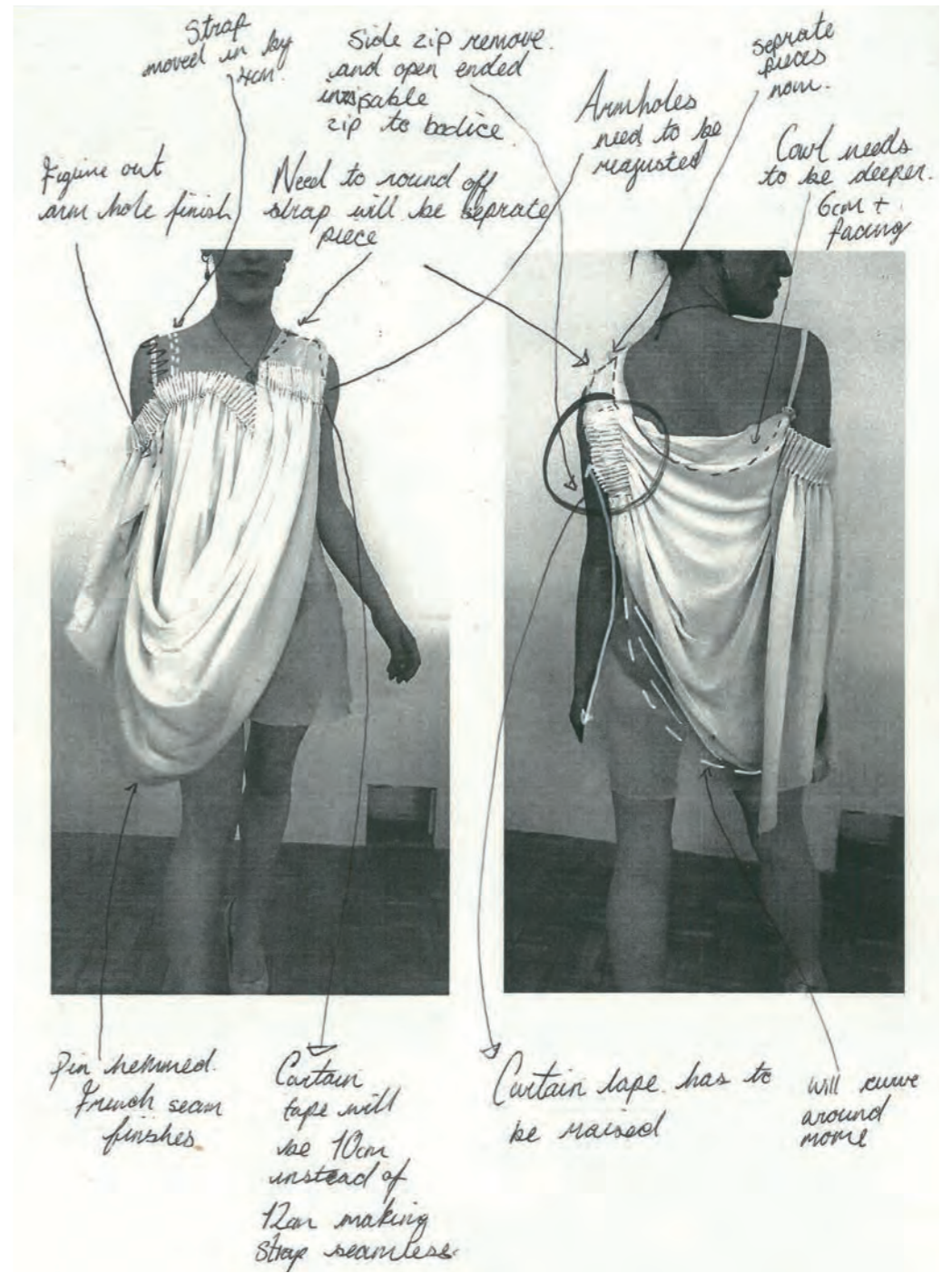
Fig 2. Curtain Tape Scan













Look 1 keep as is.



Different shoes.

Make curtain tape out better



Under wear needs to match skin tone

Like legs base of foot.

Get rid of strap & sleeve



Make curtain tape short match strap.

Add more fabric & knot.

Bolier different Colours



Knecker same colour as jersey.

Clear shoes Suspender straps gone


3rd May Fitting













Part of Knot.



Top Part



Middle




Bottom Part

Part to take out bulk of knot and bag out.

Hem

Back



admission

15cm.


Will be knotted

10cm need to add.

64cm need of curtain tap

Add. 33cm of fabric.


front 1.2.6.1




Too loose bulk and weight. have bagged out skirt it also hangs to left side

Scarf over right













(LOOK 1).  
Heavy Weight Cur-  
tain Tape Dress.  
Silk Jersey




(LOOK 2).  
Transparent Hidden  
Tape Dress.  
Silk Chiffon



(LOOK 3).  
Lightweight Tape  
Dress.  
Crepe de Chine



(LOOK 4).  
On Which it Hangs.  
Crepe de Chine  
Silk Chiffon  
Silk Jersey




(LOOK 5).  
Pulled Back.  
Crepe de Chine  
Silk Chiffon



(LOOK 6).  
Exposed  
Crepe de Chine  
Silk Jersey







(LOOK 3).  
Crepe de Chine  
Lightweight Tape  
Dress.












Fig 46. Look 2  
Transpartent Hidden  
Tape Dress.