






Added over
shoulder
shape.

THE FELT SUIT
JOSEPH BOYCE





Order of make — Jacket

- new moda be a bit of extra length on the canvas above the shoulder line

Add 3cm onto the HEM — ~~for the facing~~

press shape into canvas
invert it — use water
— mark the welt pocket.

- lay cloth over canvas
pin it — TB / armhole / NP

- canvas + all
— start into it smoother

- pick up the shaping — invert

- start at the dart area.

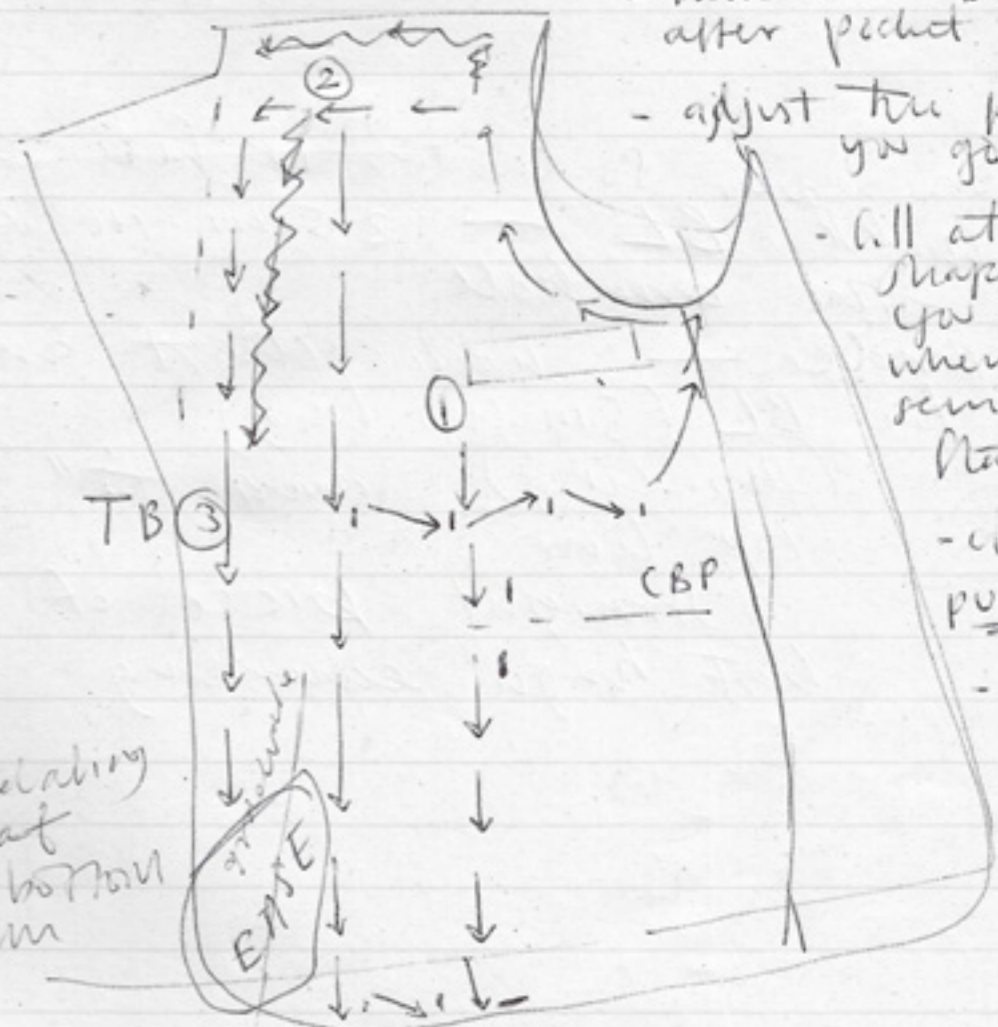
- back take below/ after pocket line

- adjust the pins as you go.

- fill at the shape as you go, where you sewing, flat.

- create pucker

- use ham 3

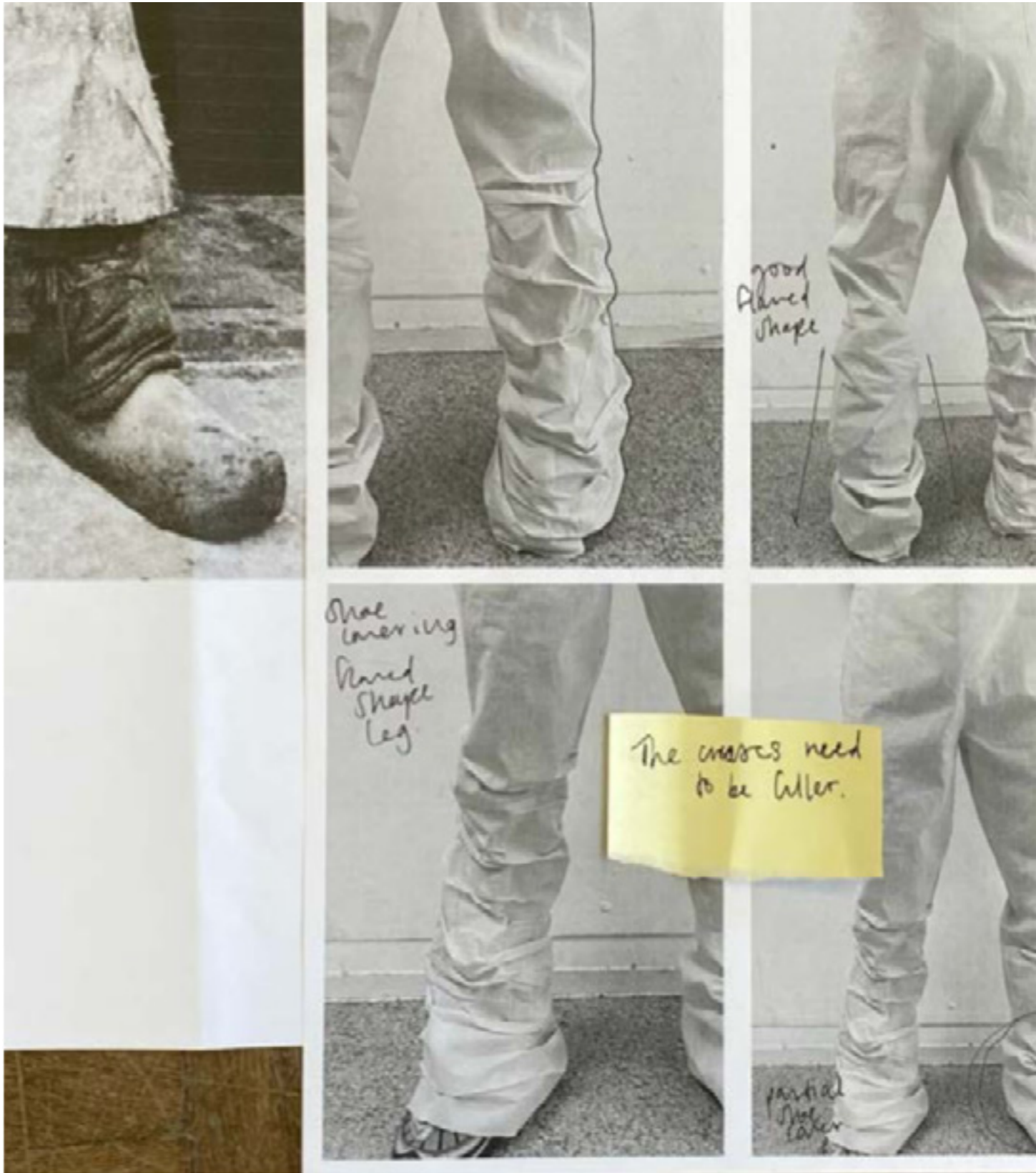


③ = grading ease at the bottom hem



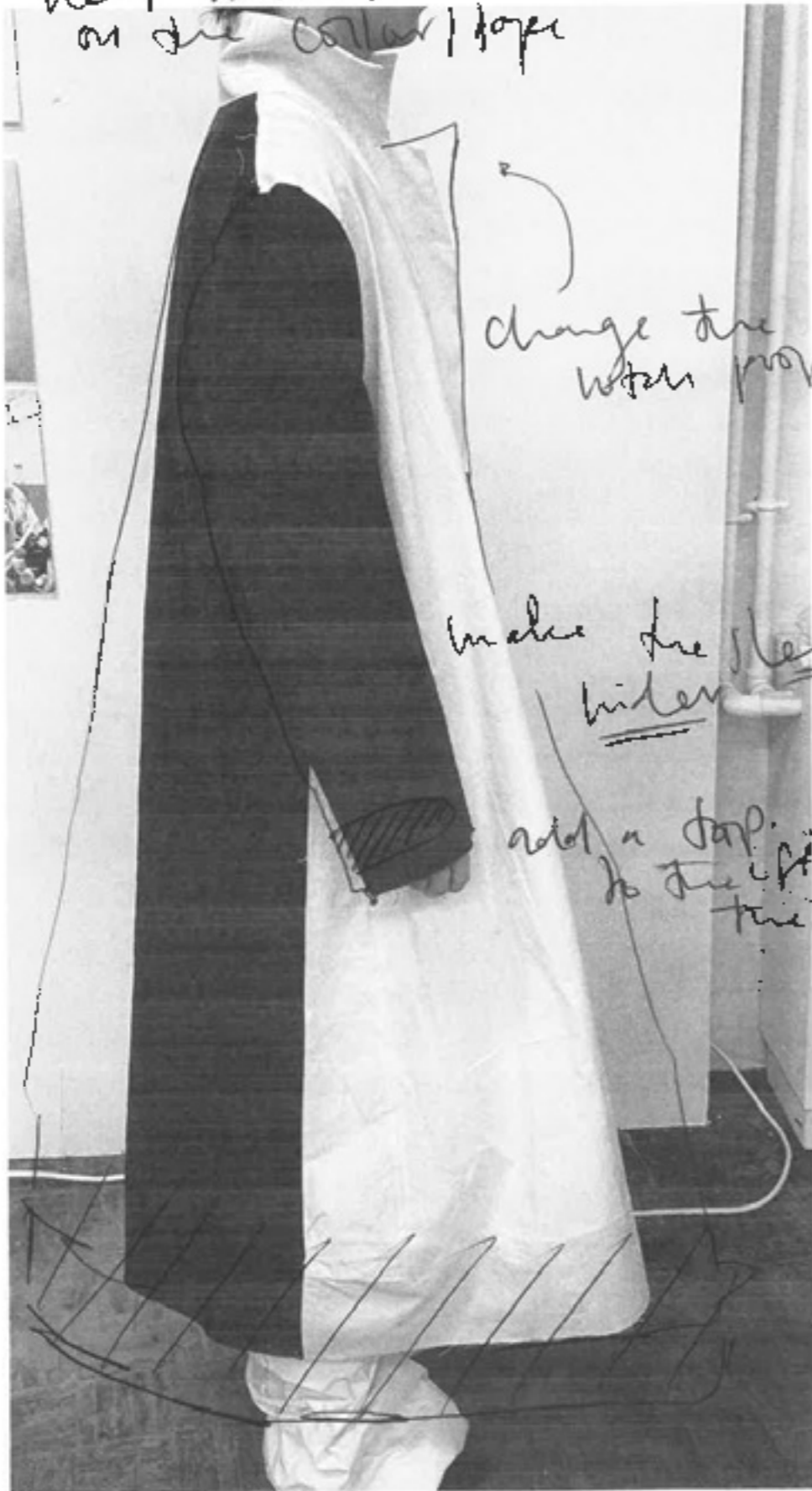






Cutting photo.

need more structure
on the collar / top



change the
waist proportion.

make the sleeves
hider

add a flap
to the left
side.


make
the coat
length
longer

more excess on
the bottom / width.



extra
large
pockets.

like
bag strap
is a part of
the coat



multiple layered +
staggered at
method
technique?

A just similar
The Banker.




light collar
and layer
system

sealed
bottom
strand

double
layer

CORPULENT COAT SHAPE



Bunching on the trousers here.



fold of the crumpled paper

Shoe covering

extends into the calf trouser.


smooth into the hot trouser.

↑ just iron in creases.

by sewing in the creases

ADD VOLUME





left: Lele Acquarone scribblebook, Vogue Italia.
 right: Joseph Beuys, Der Chef, 1964, p. 122-123; Sketchbook of An's graduation collection at the Royal Academy of Fine Arts Antwerp, 1991.



testing at sanding
 down the fabric
 to create
 the
 illusion
 of WEAR



