



LUCYROSEBROCKHURST@HOTMAIL.COM  
[HTTPS://WWW.INSTAGRAM.COM/LUCYBROCKHURST/](https://www.instagram.com/lucybrockhurst/)



post apocalyptic



Natural materials

opid prophesy

cotton  
linens

opi Tribe

linen

body paint

foraging

Celtic tribes

living off the land

Nature worship

Paganism



mood

Earth, water & sluy, were here in  
the beginning of time.  
Grandmother moon is guardian of  
the night & Father Sun is guardian  
of the day.





LOOK 9 BLANKET COAT

COAT NEEDS TO FEEL (SOMEHOW) LIKE THIS



RAY OUMC, 80's.

weave

Hopi Woman © 1850



blanket!






LOOK 4 TROUSERS



Margaret Howell - Gentlewoman



Keep as two long 'scarf' pieces attached to a back.

Yoshi



GATHER PLEATS ARE GOOD

TWO BULKY USE FINER FABRIC.



THIS IS GREAT


NEEDS TO BE MORE SIMPLE TO BE UNDERCOAT & INCORPORATED PIECES - NOT OVERLAY.



Initial layering + sculpting process.



Initial layering + sculpt process.



cutting + rejoining arms to make it smaller.

hole

braiding + sewing



so much better without the sig. will need a lot more yarn added.



join more together like this

needs more short string tassels

braid & sew.

Make your look 1.










use green + brown.



WHITE TRIANGLES

- ① STITCH/WOVE THROUGH NEGATIVE SPACES LEAVING END LOOSE.
- ② WEAVE BACK DOWN FOLLOWING SAME PATTERN.
- ③ STITCH SIDE TO SIDE USING DARKER YARN.
- ④ STITCH LITTLE STAR/OVERLAPPED STRAIGHT STITCHES IN DARKEST YARN.
- ⑤ ADD SINGLE WHITE THREAD THROUGH MIDDLE + PULL THROUGH.
- ⑥ WRAP WITH DARKEST YARN.

wanted a bit of variety from  
on the arms - testing in  
created with varied wools.





Look 1



Look 1



Look 2



Look 2



Look 3



Look 3



Look 4



Look 4





THE RAINBOW WARRIORS  
RANGE PLAN  
SS/22

