



CARRY A SPIRITUAL SPACE

Erin Yuwei Yang

2022

Accessories Design




CONCEPT

I am interested in the spiritual resonance between space and people. Spaces that make me feel comfortable and healed are extremely important to my life, so I had the idea of creating spaces that are easy to carry around.

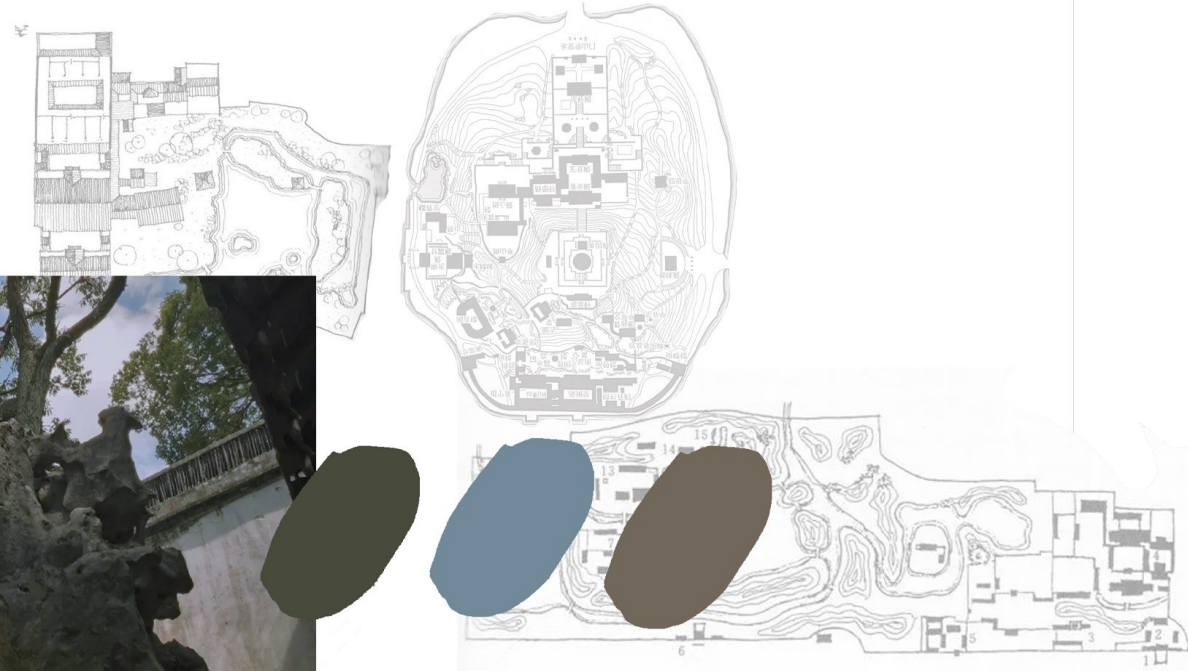
The project combines philosophical and spatial language, looking at how healing spaces can be created in both Chinese and Western cultural contexts, finding commonalities and combining them in corresponding experiments. The process of working with digital and physical practice goes synchronous and influence each other.

INSPIRATION & RESEARCH

Chinese philosophy




when one integrates one's spirit into nature and feels the infinite changes of the universe we can forget time and worries. traditional Chinese gardens are built to create as much variety as possible within a limited space. For example, walls and openwork windows can add depth, it divide the natural landscape without breaking the connection between two spaces. And when one looks through the windows at a static pace, all the scenery is then in relative displacement. This process is meant to bring the human spirit and nature together and to convey interest and stability.



INSPIRATION & RESEARCH

Media and materials




Creating a divine space - at the heart of which is light (Louis Cohn), light combined with colour and water gives a powerful emotional experience. Some Western designers use the creation of dream spaces to add healing. This is based on surrealism, which is based on Freudian psychoanalysis. In dreaming, one temporarily forgets the rational dichotomy of thinking and the suppressed subconscious is released and healed. The search for a spiritual space outside the form, in which one feels like returning to the mother's womb.



INSPIRATION & RESEARCH


Irrational world



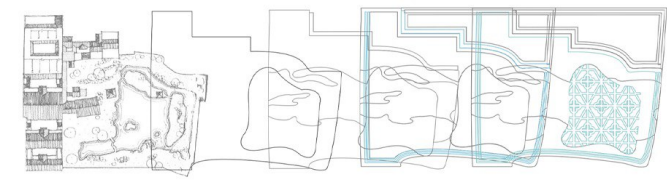
The transparent curved medium reflects the surrounding landscape and distorts it. The line between virtual and real is blurred. The familiar landscape is now transformed into a utopian world.




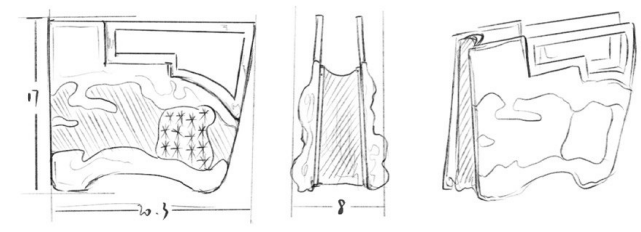
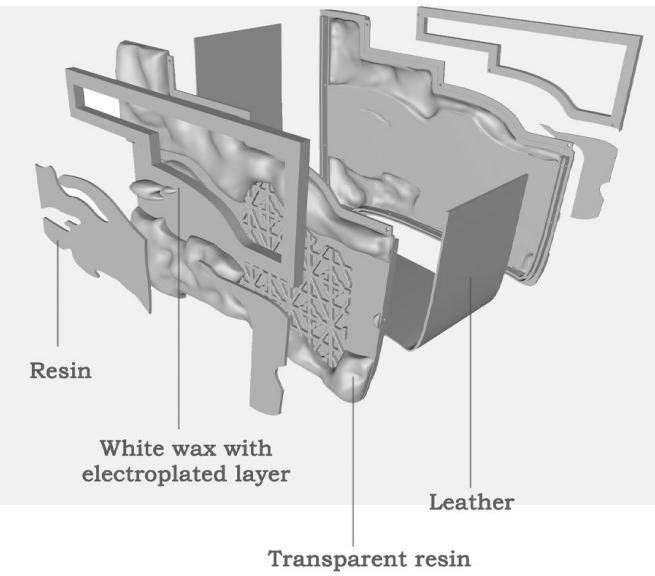
STRUCTURE-HANDBAG1



Materials : resin, leather, metal
 Size : 20.3 * 17 * 8 (cm)
 Technology : 3D print, electroplate

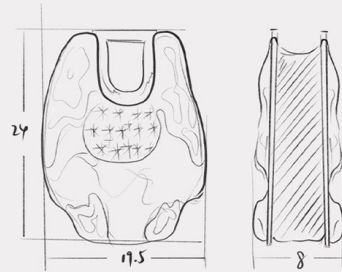


Shape source:
 Plan of the Zhuo
 Zheng Garden (a
 well-known clas-
 sical Chinese
 garden). Drawings
 in AI followed by
 3d modelling in
 C4D

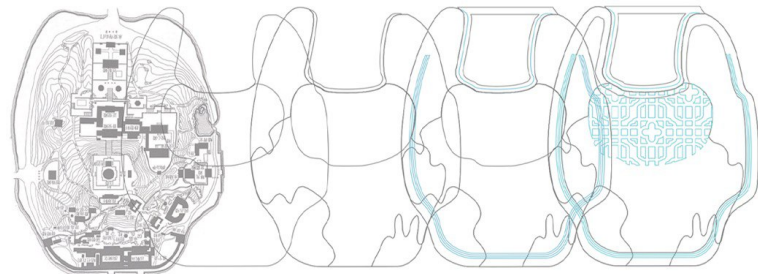



Method of bonding leather and resin: leave
 groove in the resin section with small holes in
 the s groove. Stucking the leather into the
 groove and fix it with male and female screws

STRUCTURE-HANDBAG2

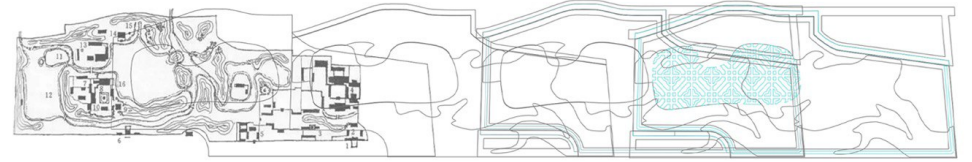


Materials : resin, leather, metal
 Size : 19.5 * 24 * 8 (cm)
 Technology : 3D print, electroplate



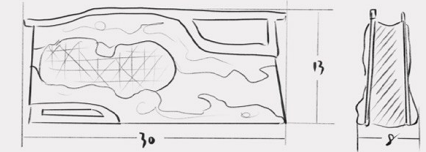


Source of the shape: Yong An Temple.

Source of the shape: Cang Lang Garden



Materials : resin, leather, metal
 Size : 30 * 13 * 8 (cm)
 Technology : 3D print, electroplate



HANDBAG3

STRUCTURE-NECKLACE BAG

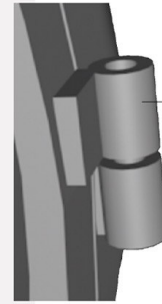
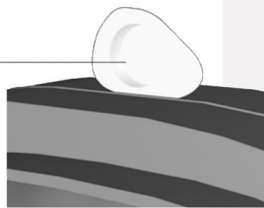


Shape source: Plan of the small Jinshan Park (in Chengde). The object is a necklace bag. Has a chain to hang around the neck.

Materials : resin, metal
 Size : 6.7 * 7.5 * 5 (cm)
 Technology : 3D print, electroplate



By placing magnets in the recesses the left and right parts of the bag can be attached together.



The side hinges allow the left and right parts of the bag to be opened and closed.

Shape source: Jian Xin zhai. This item is a cross body bag. The bag straps are leather and can be adjusted in length.

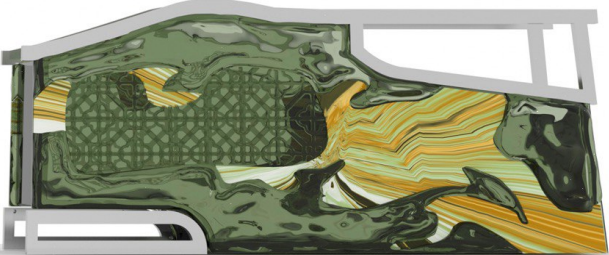



Materials : resin, leather, metal
 Size : 16.7 * 14 * 12 (cm)
 Technology : 3D print, electroplate



CROSSBODY BAG

RENDERING






RENDERING

MATERIALS



1. Coloured resin: using coloured resin 3d printing, its surface becomes smooth and shiny after the treatment.

2. Electroplating: internal material white wax. After 3d printing the item is given a bright silver surface by using chrome.



Transparent piece made with 3d printing technology can interact well with light to create beautiful shadows. It has the glossy feel of glass but is much lighter in weight.

WORK IN PROGRESS



Photosensitive resin dyes - 70 °C for 10s



Dyeing at home

PHOTOS



